

Authority Budget of:

ADOPTED COPY

Passaic County Utilities Authority

State Filing Year

2018

For the Period:

January 1, 2018

to

December 31, 2018

www.passaiccountynj.org

Authority Web Address

Department Of




**Community
Affairs**



Division of Local Government Services

2018 AUTHORITY BUDGET

Certification Section



2018

**PASSAIC COUNTY UTILITIES
AUTHORITY BUDGET**

FISCAL YEAR: FROM January 1, 2018 TO December 31, 2018

For Division Use Only

CERTIFICATION OF APPROVED BUDGET

It is hereby certified that the approved Budget made a part hereof complies with the requirements of law and the rules and regulations of the Local Finance Board, and approval is given pursuant to N.J.S.A. 40A:5A-11.

*State of New Jersey
Department of Community Affairs
Director of the Division of Local Government Services*

By: Paul D. Cvent CPA, RMA Date: 11/29/2017

CERTIFICATION OF ADOPTED BUDGET

It is hereby certified that the adopted Budget made a part hereof has been compared with the approved Budget previously certified by the Division, and any amendments made thereto. This adopted Budget is certified with respect to such amendments and comparisons only.

*State of New Jersey
Department of Community Affairs
Director of the Division of Local Government Services*

By: Paul D. Cvent CPA, RMA Date: 12/20/2017

2018 PREPARER'S CERTIFICATION

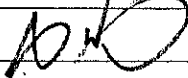
PASSAIC COUNTY UTILITIES

AUTHORITY BUDGET

FISCAL YEAR: FROM: JAN. 1, 2018 TO: DEC. 31, 2018

It is hereby certified that the Authority Budget, including both the Annual Budget and the Capital Budget/Program annexed hereto, represents the members of the governing body's resolve with respect to statute in that: all estimates of revenue are reasonable, accurate and correctly stated; all items of appropriation are properly set forth; and in itemization, form and content, the budget will permit the exercise of the comptroller function within the Authority.

It is further certified that all proposed budgeted amounts and totals are correct. Also, I hereby provide reasonable assurance that all assertions contained herein are accurate and all required schedules are completed and attached.

Preparer's Signature:			
Name:	STEVEN WIELKOTZ		
Title:	AUDITOR		
Address:	401 WANAQUE AVENUE POMPTON LAKES, NJ 07442		
Phone Number:	973-835-7900	Fax Number:	973-835-6631
E-mail address	FWCC@OPTONLINE.NET		

2018 APPROVAL CERTIFICATION


PASSAIC COUNTY UTILITIES

AUTHORITY BUDGET

FISCAL YEAR: FROM: JAN. 1, 2018 TO: DEC. 31, 2018

It is hereby certified that the Authority Budget, including all schedules appended hereto, are a true copy of the Annual Budget and Capital Budget/Program approved by resolution by the governing body of the Passaic County Utilities Authority, at an open public meeting held pursuant to N.J.A.C. 5:31-2.3, on the 11th day of October, 2017.

It is further certified that the recorded vote appearing in the resolution represents not less than a majority of the full membership of the governing body thereof.

Officer's Signature:			
Name:	CATHERINE KAZAN		
Title:	SECRETARY/TREASURER		
Address:	401 GRAND STREET PATERSON, NJ 07505		
Phone Number:	973-881-4441	Fax Number:	973-881-0196
E-mail address			

INTERNET WEBSITE CERTIFICATION

Authority's Web Address:	WWW.PASSAICCOUNTYNJ.ORG
--------------------------	-------------------------

All authorities shall maintain either an Internet website or a webpage on the municipality's or county's Internet website. The purpose of the website or webpage shall be to provide increased public access to the authority's operations and activities. N.J.S.A. 40A:5A-17.1 requires the following items to be included on the Authority's website at a minimum for public disclosure. Check the boxes below to certify the Authority's compliance with N.J.S.A. 40A:5A-17.1.

- A description of the Authority's mission and responsibilities
- Commencing with 2013, the budgets for the current fiscal year and immediately preceding two prior years
- The most recent Comprehensive Annual Financial Report (Unaudited) or similar financial information
- Commencing with 2012, the annual audits of the most recent fiscal year and immediately two prior years
- The Authority's rules, regulations and official policy statements deemed relevant by the governing body of the authority to the interests of the residents within the authority's service area or jurisdiction
- Notice posted pursuant to the "Open Public Meetings Act" for each meeting of the Authority, setting forth the time, date, location and agenda of each meeting
- Beginning January 1, 2013, the approved minutes of each meeting of the Authority including all resolutions of the board and their committees; for at least three consecutive fiscal years
- The name, mailing address, electronic mail address and phone number of every person who exercises day-to-day supervision or management over some or all of the operations of the Authority
- A list of attorneys, advisors, consultants and any other person, firm, business, partnership, corporation or other organization which received any remuneration of \$17,500 or more during the preceding fiscal year for any service whatsoever rendered to the Authority.

It is hereby certified by the below authorized representative of the Authority that the Authority's website or webpage as identified above complies with the minimum statutory requirements of N.J.S.A. 40A:5A-17.1 as listed above. A check in each of the above boxes signifies compliance.

Name of Officer Certifying compliance

GARY MARCHESE

Title of Officer Certifying compliance

CHAIRMAN

Signature

Gary Marchese

2018 AUTHORITY BUDGET RESOLUTION PASSAIC COUNTY UTILITIES AUTHORITY

FISCAL YEAR: FROM: JAN. 1, 2018 TO: DEC. 31, 2018

WHEREAS, the Annual Budget and Capital Budget for the Passaic County Utilities Authority for the fiscal year beginning, January 1, 2018 and ending, December 31, 2018 has been presented before the governing body of the Passaic County Utilities Authority at its open public meeting of October 11, 2017; and

WHEREAS, the Annual Budget as introduced reflects Total Revenues of \$4,158,000, Total Appropriations, including any Accumulated Deficit if any, of \$4,158,000 and Total Unrestricted Net Position utilized of \$0; and

WHEREAS, the Capital Budget as introduced reflects Total Capital Appropriations of \$0 and Total Unrestricted Net Position planned to be utilized as funding thereof, of \$0; and

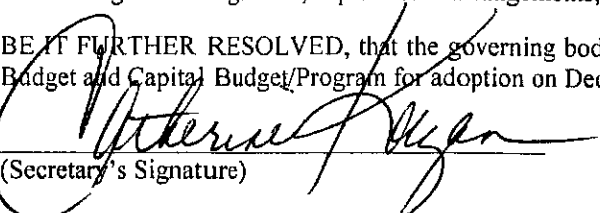
WHEREAS, the schedule of rates, fees and other charges in effect will produce sufficient revenues, together with all other anticipated revenues to satisfy all obligations to the holders of bonds of the Authority, to meet operating expenses, capital outlays, debt service requirements, and to provide for such reserves, all as may be required by law, regulation or terms of contracts and agreements; and

WHEREAS, the Capital Budget/Program, pursuant to N.J.A.C. 5:31-2, does not confer any authorization to raise or expend funds; rather it is a document to be used as part of the said Authority's planning and management objectives. Specific authorization to expend funds for the purposes described in this section of the budget, must be granted elsewhere; by bond resolution, by a project financing agreement, by resolution appropriating funds from the Renewal and Replacement Reserve or other means provided by law.

NOW, THEREFORE BE IT RESOLVED, by the governing body of the Passaic County Utilities Authority, at an open public meeting held on October 11, 2017 that the Annual Budget, including all related schedules, and the Capital Budget/Program of the Passaic County Utilities Authority for the fiscal year beginning, January 1, 2018 and ending, December 31, 2018 is hereby approved; and

BE IT FURTHER RESOLVED, that the anticipated revenues as reflected in the Annual Budget are of sufficient amount to meet all proposed expenditures/expenses and all covenants, terms and provisions as stipulated in the said Authority's outstanding debt obligations, capital lease arrangements, service contracts, and other pledged agreements; and

BE IT FURTHER RESOLVED, that the governing body of the Passaic County Utilities Authority will consider the Annual Budget and Capital Budget/Program for adoption on December 14, 2017.


(Secretary's Signature)

October 11, 2017
(Date)

Governing Body Member:	Recorded Vote			
	Aye	Nay	Abstain	Absent
Nada Basmouk				X
Michael Hanrahan	X			
Teofilo Javier				X
Catherine Kazan	X			
Gary Marchese	X			
Clark Okun	X			
Haresh Shah				X
Mohammad Qudah				X *Alternate


2018 ADOPTION CERTIFICATION

PASSAIC COUNTY UTILITIES

AUTHORITY BUDGET

FISCAL YEAR: FROM: JAN. 1, 2018 TO: DEC. 31, 2018

It is hereby certified that the Authority Budget and Capital Budget/Program annexed hereto is a true copy of the Budget adopted by the governing body of the Passaic County Utilities Authority, pursuant to N.J.A.C. 5:31-2.3, on the 14th day of, December, 2017.

Officer's Signature:			
Name:	CATHERINE KAZAN		
Title:	SECRETARY/TREASURER		
Address:	401 GRAND STREET PATERSON, NJ 07505		
Phone Number:	973-881-4441	Fax Number:	973-881-0196
E-mail address			

2018 ADOPTED BUDGET RESOLUTION

PASSAIC COUNTY UTILITIES AUTHORITY

FISCAL YEAR: FROM: JAN. 1, 2018 TO: DEC. 31, 2018

WHEREAS, the Annual Budget and Capital Budget/Program for the Passaic County Utilities Authority for the fiscal year beginning January 1, 2018 and ending, December 31, 2018 has been presented for adoption before the governing body of the Passaic County Utilities Authority at its open public meeting of December 14, 2017; and

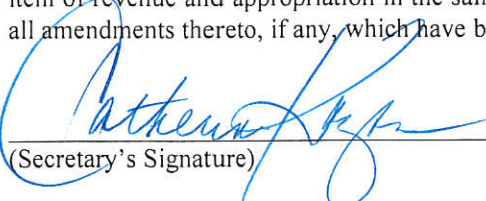
WHEREAS, the Annual Budget and Capital Budget as presented for adoption reflects each item of revenue and appropriation in the same amount and title as set forth in the introduced and approved budget, including all amendments thereto, if any, which have been approved by the Director of the Division of Local Government Services; and

WHEREAS, the Annual Budget as presented for adoption reflects Total Revenues of \$4,158,000, Total Appropriations, including any Accumulated Deficit if any, of \$4,158,000 and Total Unrestricted Net Position utilized of \$0; and

WHEREAS, the Capital Budget as presented for adoption reflects Total Capital Appropriations of \$0 and Total Unrestricted Net Position planned to be utilized of \$0; and

NOW, THEREFORE BE IT RESOLVED, by the governing body of Passaic County Utilities Authority, at an open public meeting held on December 14, 2017 that the Annual Budget and Capital Budget/Program of the Passaic County Utilities Authority for the fiscal year beginning, January 1, 2018 and, ending, December 31, 2018 is hereby adopted and shall constitute appropriations for the purposes stated; and

BE IT FURTHER RESOLVED, that the Annual Budget and Capital Budget/Program as presented for adoption reflects each item of revenue and appropriation in the same amount and title as set forth in the introduced and approved budget, including all amendments thereto, if any, which have been approved by the Director of the Division of Local Government Services.



(Secretary's Signature)

December 14, 2017
(Date)

Governing Body Member:	Recorded Vote			
	Aye	Nay	Abstain	Absent
Nada Basmouk	X			
Michael Hanrahan				X
Teofilo Javier				X
Catherine Kazan	X			
Gary Marchese	X			
Clark Okun				X
Haresh Shah	X			
Mohammad Qudah				X *Alternate

2018 AUTHORITY BUDGET
Narrative and Information Section

2018 AUTHORITY BUDGET MESSAGE & ANALYSIS

PASSAIC COUNTY UTILITIES AUTHORITY BUDGET

FISCAL YEAR: FROM: JAN. 1, 2018 TO: DEC. 31, 2018

Answer all questions below. Attach additional pages and schedules as needed.

1. Complete a brief statement on the 2018/2018-2019 proposed Annual Budget and make comparison to the 2017/2017-2018 adopted budget for each operation. Explain any variances over +/-10% (**As shown on budget page F-4 explain the reason for changes for each appropriation changing more than 10%**) for each line item by operation. Explanations of variances should include a description of the reason for the increase/decrease in the budgeted line item, not just an indication of the amount and percent of the change. Attach any supporting documentation that will help to explain the reason for the increase/decrease in the budgeted line item. For example, if anticipated service charges have increased 15% due to an increase in rates, provide a copy of the resolution authorizing the rate increase.

THE AUTHORITY CURRENTLY HAS NO OPERATIONS. ALL 2018 APPROPRIATIONS ARE FUNDED BY THE COUNTY OF PASSAIC UNDER THE TERMS OF THE COUNTY LANDFILL AGREEMENT.

2. Complete a brief statement on the impact the proposed Annual Budget will have on Anticipated Revenues, especially service charges and on the general purpose/component unit financial statements. Explain significant increases or decreases, if any. An increase or decrease is considered significant if it is over +/-10% (**As shown on budget page F-2 explain reason for change for each revenue changing more than 10%**) from the current year adopted budget.

THE AUTHORITY CURRENTLY HAS NO OPERATIONS.

3. Describe the state of the local/regional economy and how it may impact the proposed Annual Budget, including the planned Capital Budget/Program.

NOT APPLICABLE.

4. Describe the reasons for utilizing Unrestricted Net Position in the proposed Annual Budget, i.e. rate stabilization, debt service reduction, to balance the budget, etc. If the Authority's budget anticipates a use of Unrestricted Net Position, this question must be answered.

NOT APPLICABLE.

5. Identify any sources of funds transferred to the County/Municipality as a budget subsidy or a shared service and explain the reason for the transfer (i.e.: to balance the County/Municipality budget, etc.).

NOT APPLICABLE.

6. The proposed budget must not reflect an anticipated deficit from 2018/2018-2019 operations. If there exists an accumulated deficit from prior years' budgets (and funding is included in the proposed budget as a result of a prior deficit) explain the funding plan to eliminate said deficit (N.J.S.A. 40A:5A-12). If the Authority has a net deficit reported in its most recent audit, it must provide a deficit reduction plan in response to this question. (**Prepare a response to deficits caused by the implementation of GASB 68**)

THE AUTHORITY HAD A NET DEFICIT IN ITS MOST RECENT AUDIT. THE AUTHORITY PLANS TO REDUCE THIS DEFICIT THROUGH FINANCIAL ASSISTANCE FROM THE COUNTY OF PASSAIC, AS SPECIFIED BY THE TERMS OF THE 1987 COUNTY LANDFILL AGREEMENT. THE AUTHORITY ANTICIPATES COMPLETE ELIMINATION OF THE DEFICIT BY MARCH 1, 2037.

7. Attach a schedule of the Authority's existing rate structure (connection fees, parking fees, service charges, etc.) **if it has been changed since the prior year budget submission** and a schedule of the proposed rate structure for the upcoming fiscal year. Explain any proposed changes in the rate structure and attach the resolution approving the change in the rate structure, if applicable.

NOT APPLICABLE.

AUTHORITY CONTACT INFORMATION 2018

Please complete the following information regarding this Authority. All information requested below must be completed.

Name of Authority:	PASSAIC COUNTY UTILITIES AUTHORITY		
Federal ID Number:	22-6002466		
Address:	401 GRAND STREET		
City, State, Zip:	PATERSON	NJ	07505
Phone: (ext.)	973-881-4441	Fax:	973-881-0196

Preparer's Name:	STEVEN WIELKOTZ		
Preparer's Address:	401 WANAQUE AVENUE		
City, State, Zip:	POMPTON LAKES	NJ	07442
Phone: (ext.)	973-835-7900	Fax:	973-835-6631
E-mail:	<u>FWCC@OPTONLINE.NET</u>		

Chief Executive Officer:	NONE		
Phone: (ext.)		Fax:	
E-mail:			

Chief Financial Officer:	NONE		
Phone: (ext.)		Fax:	
E-mail:			

Name of Auditor:	STEVEN WIELKOTZ		
Name of Firm:	FERRAIOLI, WIELKOTZ, CERULLO & CUVA, P.A.		
Address:	401 WANAQUE AVENUE		
City, State, Zip:	POMPTON LAKES	NJ	07442
Phone: (ext.)	973-835-7900	Fax:	973-835-6631
E-mail:	<u>FWCC@OPTONLINE.NET</u>		

AUTHORITY INFORMATIONAL QUESTIONNAIRE

PASSAIC COUNTY UTILITIES AUTHORITY

FISCAL YEAR: FROM: JAN. 1, 2018 TO: DEC. 31, 2018

Answer all questions below completely and attach additional information as required.

- 1) Provide the number of individuals employed in (Use Most Recent W-3 Available 2016 or 2017) as reported on the Authority's Form W-3, Transmittal of Wage and Tax Statements: 0 – THE AUTHORITY HAS NO EMPLOYEES
- 2) Provide the amount of total salaries and wages as reported on the Authority's Form W-3, (Use Most Recent W-3 Available 2016 or 2017) Transmittal of Wage and Tax Statements: \$0 – THE AUTHORITY HAS NO EMPLOYEES
- 3) Provide the number of regular voting members of the governing body: 7
- 4) Provide the number of alternate voting members of the governing body: 1
- 5) Did any person listed on Page N-4 have a family or business relationship with any other person listed on Page N-4 during the current fiscal year? NO *If "yes," attach a description of the relationship including the names of the individuals involved and their positions at the Authority.*
- 6) Did all individuals that were required to file a Financial Disclosure Statement for the current fiscal year (Most Recent Filing that March 31, 2017 or 2018 deadline has passed 2017 or 2018) because of their relationship with the Authority file the form as required? (Checked to see if individuals actually filed at <http://www.state.nj.us/dca/divisions/dlgs/resources/fds.html> before answering) YES **If "no,"** provide a list of those individuals who failed to file a Financial Disclosure Statement and an explanation as to the reason for their failure to file.
- 7) Does the Authority have any amounts receivable from current or former commissioners, officers, key employees or highest compensated employees? NO *If "yes," attach a list of those individuals, their position, the amount receivable, and a description of the amount due to the Authority.*
- 8) Was the Authority a party to a business transaction with one of the following parties:
 - a. A current or former commissioner, officer, key employee, or highest compensated employee? NO
 - b. A family member of a current or former commissioner, officer, key employee, or highest compensated employee? NO
 - c. An entity of which a current or former commissioner, officer, key employee, or highest compensated employee (or family member thereof) was an officer or direct or indirect owner? NO*If the answer to any of the above is "yes," attach a description of the transaction including the name of the commissioner, officer, key employee, or highest compensated employee (or family member thereof) of the Authority; the name of the entity and relationship to the individual or family member; the amount paid; and whether the transaction was subject to a competitive bid process.*
- 9) Did the Authority during the most recent fiscal year pay premiums, directly or indirectly, on a personal benefit contract? A personal benefit contract is generally any life insurance, annuity, or endowment contract that benefits, directly or indirectly, the transferor, a member of the transferor's family, or any other person designated by the transferor. NO *If "yes," attach a description of the arrangement, the premiums paid, and indicate the beneficiary of the contract.*
- 10) Explain the Authority's process for determining compensation for all persons listed on Page N-4. Include whether the Authority's process includes any of the following: 1) review and approval by the commissioners or a committee thereof; 2) study or survey of compensation data for comparable positions in similarly sized entities; 3) annual or periodic performance evaluation; 4) independent compensation consultant; and/or 5) written employment contract. **Attach a narrative of your Authority's procedures for all employees.**

PERSONS LISTED ON PAGE N-4 DO NOT RECEIVE COMPENSATION.

- 11) Did the Authority pay for meals or catering during the current fiscal year? NO *If "yes," attach a detailed list of all meals and/or catering invoices for the current fiscal year and provide an explanation for each expenditure listed.*
- 12) Did the Authority pay for travel expenses for any employee or individual listed on Page N-4? NO *If "yes," attach a detailed list of all travel expenses for the current fiscal year and provide an explanation for each expenditure listed.*
- 13) Did the Authority provide any of the following to or for a person listed on Page N-4 or any other employee of the Authority:
 - a. First class or charter travel NO
 - b. Travel for companions NO
 - c. Tax indemnification and gross-up payments NO
 - d. Discretionary spending account NO
 - e. Housing allowance or residence for personal use NO
 - f. Payments for business use of personal residence NO
 - g. Vehicle/auto allowance or vehicle for personal use NO
 - h. Health or social club dues or initiation fees NO
 - i. Personal services (i.e.: maid, chauffeur, chef) NO*If the answer to any of the above is "yes," attach a description of the transaction including the name and position of the individual and the amount expended.*
- 14) Did the Authority follow a written policy regarding payment or reimbursement for expenses incurred by employees and/or commissioners during the course of Authority business and does that policy require substantiation of expenses through receipts or invoices prior to reimbursement? NO – THE AUTHORITY DOES NOT REIMBURSE EXPENSES INCURRED BY COMMISSIONERS. *If "no," attach an explanation of the Authority's process for reimbursing employees and commissioners for expenses. (If your authority does not allow for reimbursements indicate that in answer)*
- 15) Did the Authority make any payments to current or former commissioners or employees for severance or termination? NO *If "yes," attach explanation including amount paid.*
- 16) Did the Authority make any payments to current or former commissioners or employees that were contingent upon the performance of the Authority or that were considered discretionary bonuses? NO *If "yes," attach explanation including amount paid.*
- 17) Did the Authority comply with its Continuing Disclosure Agreements for all debt issuances outstanding by submitting its audited annual financial statements, annual operating data, and notice of material events to the Municipal Securities Rulemaking Board's Electronic Municipal Marketplace Access (EMMA) as required? YES *If "no," attach a description of the Authority's plan to ensure compliance with its Continuing Disclosure Agreements in the future.*
- 18) Did the Authority receive any notices from the Department of Environmental Protection or any other entity regarding maintenance or repairs required to the Authority's systems to bring them into compliance with current regulations and standards that it has not yet taken action to remediate? NO *If "yes," attach explanation as to why the Authority has not yet undertaken the required maintenance or repairs and describe the Authority's plan to address the conditions identified.*
- 19) Did the Authority receive any notices of fines or assessments from the Department of Environmental Protection or any other entity due to noncompliance with current regulations (i.e.: sewer overflow, etc.)? NO *If "yes," attach a description of the event or condition that resulted in the fine or assessment and indicate the amount of the fine or assessment.*

**AUTHORITY SCHEDULE OF COMMISSIONERS, OFFICERS, KEY EMPLOYEES,
HIGHEST COMPENSATED EMPLOYEES AND INDEPENDENT CONTRACTORS**

PASSAIC COUNTY UTILITIES AUTHORITY

FISCAL YEAR: FROM: JAN. 1, 2018 TO: DEC. 31, 2018

Complete the attached table for all persons required to be listed per #1-4 below.

- 1) List all of the Authority's current commissioners and officers and amount of compensation from the Authority and any other public entities as defined below. Enter zero if no compensation was paid.
- 2) List all of the Authority's key employees and highest compensated employees other than a commissioner or officer as defined below and amount of compensation from the Authority and any other public entities.
- 3) List all of the Authority's former officers, key employees and highest compensated employees who received more than \$100,000 in reportable compensation from the Authority and any other public entities during the most recent fiscal year completed.
- 4) List all of the Authority's former commissioners who received more than \$10,000 in reportable compensation from the Authority and any other public entities during the most recent fiscal year completed.

Commissioner: A member of the governing body of the authority with voting rights. Include alternates for purposes of this schedule.

Officer: A person elected or appointed to manage the authority's daily operations at any time during the year, such as the chairperson, vice-chairperson, secretary, or treasurer. For the purposes of this schedule, treat the authority's top management official and top financial official as officers. A member of the governing body may be both a commissioner and an officer for the purposes of this schedule.

Key employee: An employee or independent contractor of the authority (other than a commissioner or officer) who meets both of the following criteria:

- a) The individual received reportable compensation from the authority and other public entities in excess of \$150,000 for the most recent fiscal year completed; and
- b) The individual has responsibilities or influence over the authority as a whole or has power to control or determine 10% or more of the authority's capital expenditures or operating budget.

Highest compensated employee: One of the five highest compensated employees or independent contractors of the authority other than current commissioners, officers, or key employees whose aggregate reportable compensation from the authority and other public entities is greater than \$100,000 for the most recent fiscal year completed.

Compensation: All forms of cash and non-cash payments or benefits provided in exchange for services, including salaries and wages, bonuses, severance payments, deferred payments, retirement benefits, fringe benefits, and other financial arrangements or transactions such as personal vehicles, meals, housing, personal and family education benefits, below-market loans, payment of personal or family travel, entertainment, and personal use of the Authority's property. Compensation includes payments and other benefits provided to both employees and independent contractors in exchange for services.

Reportable compensation: (Use the Most Recent W-2 available 2017 or 2018. The aggregate compensation that is reported (or is required to be reported) on Form W-2, box 1 or 5, whichever amount is greater, and/or Form 1099-MISC, box 7, for the most recent calendar year ended 60 days before the start of the proposed budget year. For example, for fiscal years ending December 31, 2018, the most recent W-2 and 1099 should be used 2017 or 2016 (60 days prior to start of budget year is November 1, 2017, with 2016 being the most recent calendar year ended), and for fiscal years ending June 30, 2018, the calendar year 2017 W-2 and 1099 should be used (60 days prior to start of budget year is May 1, 2017, with 2017 being the most recent calendar year ended).

Other Public Entity: Any municipality, county, local authority, fire district, or other government unit, regardless of whether it is related in any way to the Authority either by function or by physical location.

Authority Schedule of Commissioners, Officers, Key Employees, Highest Compensated Employees and Independent Contractors (Continued)

Passaic County Utilities Authority
 For the Period January 1, 2018 to December 31, 2018

Reportable Compensation from Authority (W-2/1099)
 Position (Can Check more than 1 Column for each person)

Name	Title	Average Hours per Week Dedicated to Position	Commissioner	Officer	Key Employee	Highest Compensated Employee	Former	Base Salary/Stipend	Bonus	Other (auto allowance, expense account, payment in lieu of health benefits, etc.)	Estimated amount of other compensation from the Authority (health benefits, pension, etc.)	Total Compensation from Authority	Names of Other Public Entities where Individual is an Employee or Member of the Governing Body (1) See note below	Positions held at Other Public Entities Listed in Column D	Average Hours per Week Dedicated to Other Public Entities Listed in Column O	Reportable Compensation from Other Public Entities (W-2/1099)	Estimated amount of other compensation from Other Public Entities (health benefits, pension, payment in lieu of health benefits, etc.)	Total Compensation All Public Entities											
																			5 X	5 X	5 X	5 X	5 X	5 X	5 X	5 X			
1 Gary Marchese	Chairman	5 X																											
2 Michael Hanrahan	Vice Chairman	5 X																											
3 Catherine Kazan	Secretary/Treasurer	5 X																											
4 Nada Basrmouk	Commissioner	5 X																											
5 Clark Okun	Commissioner	5 X																											
6 Hareesh Shah	Commissioner	5 X																											
7 Teofilo Javier	Commissioner	5 X																											
8 Mohammed Qudah	Alternate	5 X																											
9																													
10																													
11																													
12																													
13																													
14																													
15																													
Total:												\$	\$	\$	\$	\$	\$	\$	\$	\$	\$	\$	\$	\$	\$	\$	\$	\$	\$

(1) Insert "None" in this column for each individual that does not hold a position with another Public Entity

Schedule of Health Benefits - Detailed Cost Analysis

Passaic County Utilities Authority

For the Period January 1, 2018 to December 31, 2018

	Annual Cost		Total Cost Estimate Proposed Budget	# of Covered Members (Medical & Rx) Current Year	Annual Cost per Employee Current Year	Total Prior year Cost	\$ Increase (Decrease)	% Increase (Decrease)
	# of Covered Members (Medical & Rx) Proposed Budget	Estimate Proposed Budget						
Active Employees - Health Benefits - Annual Cost								
Single Coverage	0	\$	-	0	\$	-	\$	#DIV/0!
Parent & Child	0	-	-	0	-	-	-	#DIV/0!
Employee & Spouse (or Partner)	0	-	-	0	-	-	-	#DIV/0!
Family	0	-	-	0	-	-	-	#DIV/0!
Employee Cost Sharing Contribution (enter as negative -)								#DIV/0!
Subtotal	0	0	-	0	0	-	-	#DIV/0!
Commissioners - Health Benefits - Annual Cost								
Single Coverage	0	-	-	0	-	-	-	#DIV/0!
Parent & Child	0	-	-	0	-	-	-	#DIV/0!
Employee & Spouse (or Partner)	0	-	-	0	-	-	-	#DIV/0!
Family	0	-	-	0	-	-	-	#DIV/0!
Employee Cost Sharing Contribution (enter as negative -)								#DIV/0!
Subtotal	0	0	-	0	0	-	-	#DIV/0!
Retirees - Health Benefits - Annual Cost								
Single Coverage	0	-	-	0	-	-	-	#DIV/0!
Parent & Child	0	-	-	0	-	-	-	#DIV/0!
Employee & Spouse (or Partner)	0	-	-	0	-	-	-	#DIV/0!
Family	0	-	-	0	-	-	-	#DIV/0!
Employee Cost Sharing Contribution (enter as negative -)								#DIV/0!
Subtotal	0	0	-	0	0	-	-	#DIV/0!
GRAND TOTAL	0	0	\$ -	0	0	\$ -	\$ -	#DIV/0!

Is medical coverage provided by the SHBP (Yes or No)? (Place Answer in Box) Yes or No

Is prescription drug coverage provided by the SHBP (Yes or No)? (Place Answer in Box) Yes or No

Note: Remember to Enter an amount in rows for Employee Cost Sharing

2018 AUTHORITY BUDGET

Financial Schedules Section

SUMMARY

Passaic County Utilities Authority
 For the Period January 1, 2018 to December 31, 2018

		FY 2018 Proposed Budget				FY 2017 Adopted Budget		\$ Increase (Decrease) Proposed vs. Adopted	% Increase (Decrease) Proposed vs. Adopted
		Sewer	N/A	N/A	N/A	Total All Operations	Total All Operations		
REVENUES									
Total Operating Revenues	\$	-	\$	-	\$	-	\$	-	#DIV/0!
Total Non-Operating Revenues	4,158,000	-	-	-	4,158,000	4,170,000	(12,000)	-0.3%	
Total Anticipated Revenues	4,158,000	-	-	-	4,158,000	4,170,000	(12,000)	-0.3%	
APPROPRIATIONS									
Total Administration	-	-	-	-	-	-	-	#DIV/0!	
Total Cost of Providing Services	72,075	-	-	-	72,075	71,722	353	0.5%	
Total Principal Payments on Debt Service in Lieu of Depreciation	2,130,000	-	-	-	2,130,000	2,090,000	40,000	1.9%	
Total Operating Appropriations	2,202,075	-	-	-	2,202,075	2,161,722	40,353	1.9%	
Total Interest Payments on Debt	1,955,925	-	-	-	1,955,925	2,008,278	(52,353)	-2.6%	
Total Other Non-Operating Appropriations	1,955,925	-	-	-	1,955,925	2,008,278	(52,353)	-2.6%	#DIV/0!
Accumulated Deficit	-	-	-	-	-	-	-	#DIV/0!	
Total Appropriations and Accumulated Deficit	4,158,000	-	-	-	4,158,000	4,170,000	(12,000)	-0.3%	
Less: Total Unrestricted Net Position Utilized	-	-	-	-	-	-	-	#DIV/0!	
Net Total Appropriations	4,158,000	-	-	-	4,158,000	4,170,000	(12,000)	-0.3%	
ANTICIPATED SURPLUS (DEFICIT)	\$	-	\$	-	\$	-	\$	-	#DIV/0!

Revenue Schedule

Passaic County Utilities Authority
For the Period January 1, 2018 to December 31, 2018

	FY 2018 Proposed Budget						FY 2017 Adopted Budget	\$ Increase (Decrease) Proposed vs. Adopted	% Increase (Decrease) Proposed vs. Adopted	
	Sewer	N/A	N/A	N/A	N/A	N/A	Total All Operations	Total All Operations	All Operations	
							Total All Operations	All Operations	All Operations	
OPERATING REVENUES										
<i>Service Charges</i>										
Residential							\$ -	\$ -	\$ -	#DIV/0!
Business/Commercial							-	-	-	#DIV/0!
Industrial							-	-	-	#DIV/0!
Intergovernmental							-	-	-	#DIV/0!
Other							-	-	-	#DIV/0!
Total Service Charges							-	-	-	#DIV/0!
<i>Connection Fees</i>										
Residential							-	-	-	#DIV/0!
Business/Commercial							-	-	-	#DIV/0!
Industrial							-	-	-	#DIV/0!
Intergovernmental							-	-	-	#DIV/0!
Other							-	-	-	#DIV/0!
Total Connection Fees							-	-	-	#DIV/0!
<i>Parking Fees</i>										
Meters							-	-	-	#DIV/0!
Permits							-	-	-	#DIV/0!
Fines/Penalties							-	-	-	#DIV/0!
Other							-	-	-	#DIV/0!
Total Parking Fees							-	-	-	#DIV/0!
<i>Other Operating Revenues (List)</i>										
N/A							-	-	-	#DIV/0!
N/A							-	-	-	#DIV/0!
N/A							-	-	-	#DIV/0!
N/A							-	-	-	#DIV/0!
N/A							-	-	-	#DIV/0!
N/A							-	-	-	#DIV/0!
N/A							-	-	-	#DIV/0!
N/A							-	-	-	#DIV/0!
N/A							-	-	-	#DIV/0!
N/A							-	-	-	#DIV/0!
N/A							-	-	-	#DIV/0!
N/A							-	-	-	#DIV/0!
Total Other Revenue							-	-	-	#DIV/0!
Total Operating Revenues							-	-	-	#DIV/0!
NON-OPERATING REVENUES										
<i>Other Non-Operating Revenues (List)</i>										
County of Passaic	4,158,000					4,158,000	4,170,000	(12,000)	-0.3%	
N/A							-	-	-	#DIV/0!
N/A							-	-	-	#DIV/0!
N/A							-	-	-	#DIV/0!
N/A							-	-	-	#DIV/0!
N/A							-	-	-	#DIV/0!
Total Other Non-Operating Revenue	4,158,000					4,158,000	4,170,000	(12,000)	-0.3%	
<i>Interest on Investments & Deposits (List)</i>										
Interest Earned							-	-	-	#DIV/0!
Penalties							-	-	-	#DIV/0!
Other							-	-	-	#DIV/0!
Total Interest							-	-	-	#DIV/0!
Total Non-Operating Revenues	4,158,000					4,158,000	4,170,000	(12,000)	-0.3%	
TOTAL ANTICIPATED REVENUES	\$ 4,158,000	\$ -	\$ -	\$ -	\$ -	\$ -	\$ 4,158,000	\$ 4,170,000	\$ (12,000)	-0.3%

Prior Year Adopted Revenue Schedule

Passaic County Utilities Authority

FY 2017 Adopted Budget

	Sewer	N/A	N/A	N/A	N/A	N/A	Total All Operations	
OPERATING REVENUES								
<i>Service Charges</i>								
Residential							\$	-
Business/Commercial							-	
Industrial							-	
Intergovernmental							-	
Other							-	
Total Service Charges	-	-	-	-	-	-	-	
<i>Connection Fees</i>								
Residential							-	
Business/Commercial							-	
Industrial							-	
Intergovernmental							-	
Other							-	
Total Connection Fees	-	-	-	-	-	-	-	
<i>Parking Fees</i>								
Meters							-	
Permits							-	
Fines/Penalties							-	
Other							-	
Total Parking Fees	-	-	-	-	-	-	-	
<i>Other Operating Revenues (List)</i>								
N/A							-	
N/A							-	
N/A							-	
N/A							-	
N/A							-	
N/A							-	
N/A							-	
N/A							-	
N/A							-	
N/A							-	
Total Other Revenue	-	-	-	-	-	-	-	
Total Operating Revenues	-	-	-	-	-	-	-	
NON-OPERATING REVENUES								
<i>Other Non-Operating Revenues (List)</i>								
County of Passaic	4,170,000						4,170,000	
N/A							-	
N/A							-	
N/A							-	
N/A							-	
N/A							-	
Other Non-Operating Revenues	4,170,000	-	-	-	-	-	4,170,000	
<i>Interest on Investments & Deposits</i>								
Interest Earned							-	
Penalties							-	
Other							-	
Total Interest	-	-	-	-	-	-	-	
Total Non-Operating Revenues	4,170,000	-	-	-	-	-	4,170,000	
TOTAL ANTICIPATED REVENUES	\$ 4,170,000	\$ -	\$ -	\$ -	\$ -	\$ -	\$ 4,170,000	

Appropriations Schedule

Passaic County Utilities Authority

For the Period January 1, 2018 to December 31, 2018

	FY 2018 Proposed Budget						Total All	FY 2017 Adopted	\$ Increase (Decrease)	% Increase (Decrease)
	Sewer	N/A	N/A	N/A	N/A	N/A	Operations	Budget	Proposed vs. Adopted	Proposed vs. Adopted
							Total All	Operations	All Operations	All Operations
OPERATING APPROPRIATIONS										
<i>Administration - Personnel</i>										
Salary & Wages							\$ -	\$ -	\$ -	#DIV/0!
Fringe Benefits							-	-	-	#DIV/0!
Total Administration - Personnel							-	-	-	#DIV/0!
<i>Administration - Other (List)</i>										
Type in Description							-	-	-	#DIV/0!
Type in Description							-	-	-	#DIV/0!
Type in Description							-	-	-	#DIV/0!
Type in Description							-	-	-	#DIV/0!
Miscellaneous Administration*							-	-	-	#DIV/0!
Total Administration - Other							-	-	-	#DIV/0!
Total Administration							-	-	-	#DIV/0!
<i>Cost of Providing Services - Personnel</i>										
Salary & Wages							-	-	-	#DIV/0!
Fringe Benefits							-	-	-	#DIV/0!
Total COPS - Personnel							-	-	-	#DIV/0!
<i>Cost of Providing Services - Other (List)</i>										
Trustee and Fiscal Agent Fees	20,000						20,000	20,000	-	0.0%
Legal Fees	22,075						22,075	21,722	353	1.6%
Audit, Accounting and Financial Services	25,000						25,000	25,000	-	0.0%
N/A							-	-	-	#DIV/0!
Miscellaneous COPS*	5,000						5,000	5,000	-	0.0%
Total COPS - Other	72,075						72,075	71,722	353	0.5%
Total Cost of Providing Services	72,075						72,075	71,722	353	0.5%
Total Principal Payments on Debt Service in Lieu of Depreciation	2,130,000						2,130,000	2,090,000	40,000	1.9%
Total Operating Appropriations	2,202,075						2,202,075	2,161,722	40,353	1.9%
NON-OPERATING APPROPRIATIONS										
Total Interest Payments on Debt Operations & Maintenance Reserve	1,955,925						1,955,925	2,008,278	(52,353)	-2.6%
Renewal & Replacement Reserve							-	-	-	#DIV/0!
Municipality/County Appropriation							-	-	-	#DIV/0!
Other Reserves							-	-	-	#DIV/0!
Total Non-Operating Appropriations	1,955,925						1,955,925	2,008,278	(52,353)	-2.6%
TOTAL APPROPRIATIONS	4,158,000						4,158,000	4,170,000	(12,000)	-0.3%
ACCUMULATED DEFICIT							-	-	-	#DIV/0!
TOTAL APPROPRIATIONS & ACCUMULATED DEFICIT	4,158,000						4,158,000	4,170,000	(12,000)	-0.3%
UNRESTRICTED NET POSITION UTILIZED										
Municipality/County Appropriation							-	-	-	#DIV/0!
Other							-	-	-	#DIV/0!
Total Unrestricted Net Position Utilized							-	-	-	#DIV/0!
TOTAL NET APPROPRIATIONS	\$ 4,158,000	\$ -	\$ -	\$ -	\$ -	\$ -	\$ 4,158,000	\$ 4,170,000	\$ (12,000)	-0.3%

* Miscellaneous line items may not exceed 5% of total operating appropriations shown below. If amount in miscellaneous is greater than the amount shown below, then the line item must be itemized above.

5% of Total Operating Appropriations \$ 110,103.75 \$ - \$ - \$ - \$ - \$ - \$ 110,103.75

Prior Year Adopted Appropriations Schedule

Passaic County Utilities Authority

FY 2017 Adopted Budget

	Sewer	N/A	N/A	N/A	N/A	N/A	Total All Operations
OPERATING APPROPRIATIONS							
<i>Administration - Personnel</i>							
Salary & Wages							\$ -
Fringe Benefits							-
Total Administration - Personnel	-	-	-	-	-	-	-
<i>Administration - Other (List)</i>							
N/A							-
N/A							-
N/A							-
N/A							-
Miscellaneous Administration*							-
Total Administration - Other	-	-	-	-	-	-	-
Total Administration	-	-	-	-	-	-	-
<i>Cost of Providing Services - Personnel</i>							
Salary & Wages							-
Fringe Benefits							-
Total COPS - Personnel	-	-	-	-	-	-	-
<i>Cost of Providing Services - Other (List)</i>							
Trustee and Fiscal Agent Fees	20,000						20,000
Legal Fees	21,722						21,722
Audit, Accounting and Financial Services	25,000						25,000
N/A							-
Miscellaneous COPS*	5,000						5,000
Total COPS - Other	71,722	-	-	-	-	-	71,722
Total Cost of Providing Services	71,722	-	-	-	-	-	71,722
Total Principal Payments on Debt Service in Lieu of Depreciation	2,090,000	-	-	-	-	-	2,090,000
Total Operating Appropriations	2,161,722	-	-	-	-	-	2,161,722
NON-OPERATING APPROPRIATIONS							
Total Interest Payments on Debt	2,008,278	-	-	-	-	-	2,008,278
Operations & Maintenance Reserve							-
Renewal & Replacement Reserve							-
Municipality/County Appropriation							-
Other Reserves							-
Total Non-Operating Appropriations	2,008,278	-	-	-	-	-	2,008,278
TOTAL APPROPRIATIONS	4,170,000	-	-	-	-	-	4,170,000
ACCUMULATED DEFICIT							-
TOTAL APPROPRIATIONS & ACCUMULATED DEFICIT	4,170,000	-	-	-	-	-	4,170,000
UNRESTRICTED NET POSITION UTILIZED							
Municipality/County Appropriation	-	-	-	-	-	-	-
Other							-
Total Unrestricted Net Position Utilized	-	-	-	-	-	-	-
TOTAL NET APPROPRIATIONS	\$ 4,170,000	\$ -	\$ -	\$ -	\$ -	\$ -	\$ 4,170,000

* Miscellaneous line items may not exceed 5% of total operating appropriations shown below. If amount in miscellaneous is greater than the amount shown below, then the line item must be itemized above.

5% of Total Operating Appropriations \$ 108,086.10 \$ - \$ - \$ - \$ - \$ - \$ 108,086.10

Debt Service Schedule - Principal

Passaic County Utilities Authority

If Authority has no debt X this box

	Fiscal Year Ending in						Total Principal Outstanding
	Proposed Budget Year 2018	2019	2020	2021	2022	2023	
Sewer							
Series 2008A	\$ 475,000	\$ 510,000	\$ 530,000	\$ 555,000	\$ 580,000	\$ 605,000	\$ 12,150,000
Series 2012A&B	1,320,000	1,350,000	1,390,000	1,430,000	1,465,000	1,520,000	19,845,000
Series 2014	315,000	320,000	335,000	340,000	350,000	365,000	7,340,000
N/A							
Total Principal	2,090,000	2,180,000	2,255,000	2,325,000	2,395,000	2,490,000	37,305,000
N/A							
Type in Issue Name							
Type in Issue Name							
Type in Issue Name							
Type in Issue Name							
Total Principal							
N/A							
Type in Issue Name							
Type in Issue Name							
Type in Issue Name							
Type in Issue Name							
Total Principal							
N/A							
Type in Issue Name							
Type in Issue Name							
Type in Issue Name							
Type in Issue Name							
Total Principal							
N/A							
Type in Issue Name							
Type in Issue Name							
Type in Issue Name							
Type in Issue Name							
Total Principal							
N/A							
Type in Issue Name							
Type in Issue Name							
Type in Issue Name							
Type in Issue Name							
Total Principal							
TOTAL PRINCIPAL ALL OPERATIONS	\$ 2,090,000	\$ 2,180,000	\$ 2,255,000	\$ 2,325,000	\$ 2,395,000	\$ 2,490,000	\$ 51,080,000

Indicate the Authority's most recent bond rating and the year of the rating by ratings service.

	Moody's	Standard & Poors
Bond Rating	N/A	AA
Year of Last Rating	N/A	2014

Debt Service Schedule - Interest

Passaic County Utilities Authority

If Authority has no debt X this box

		<i>Fiscal Year Ending in</i>							Total Interest
		Proposed							Payments
		Budget Year							Outstanding
		2018	2019	2020	2021	2022	2023	Thereafter	-
Adopted Budget Year 2017	-	-	-	-	-	-	-	-	-
<i>Sewer</i>									
Series 2008A	\$ 741,423	\$ 722,656	\$ 702,338	\$ 680,556	\$ 657,153	\$ 632,325	\$ 606,025	\$ 4,669,006	\$ 8,670,059
Series 2012A&B	945,430	917,326	884,718	847,742	805,618	761,425	711,928	3,847,744	8,776,501
Series 2014	321,425	315,943	308,936	300,395	290,535	279,228	266,145	1,579,658	3,340,840
N/A									
Total Interest Payments	2,008,278	1,955,925	1,895,992	1,828,693	1,753,306	1,672,978	1,584,098	10,096,408	20,787,400
N/A									
Type in Issue Name									
Type in Issue Name									
Type in Issue Name									
Type in Issue Name									
Total Interest Payments									
N/A									
Type in Issue Name									
Type in Issue Name									
Type in Issue Name									
Type in Issue Name									
Total Interest Payments									
N/A									
Type in Issue Name									
Type in Issue Name									
Type in Issue Name									
Type in Issue Name									
Total Interest Payments									
N/A									
Type in Issue Name									
Type in Issue Name									
Type in Issue Name									
Type in Issue Name									
Total Interest Payments									
Total Interest Payments	\$ 2,008,278	\$ 1,955,925	\$ 1,895,992	\$ 1,828,693	\$ 1,753,306	\$ 1,672,978	\$ 1,584,098	\$ 10,096,408	\$ 20,787,400
TOTAL INTEREST ALL OPERATIONS									

Net Position Reconciliation

Passaic County Utilities Authority

For the Period January 1, 2018 to December 31, 2018

FY 2018 Proposed Budget

	Sewer	N/A	N/A	N/A	N/A	N/A	Total All Operations
TOTAL NET POSITION BEGINNING OF LATEST AUDIT REPORT YEAR(1)	\$ (52,638,141)						\$ (52,638,141)
Less: Invested in Capital Assets, Net of Related Debt (1)	(50,807,331)						(50,807,331)
Less: Restricted for Debt Service Reserve (1)							-
Less: Other Restricted Net Position (1)	665,000						665,000
Total Unrestricted Net Position (1)	(2,495,810)						(2,495,810)
Less: Designated for Non-Operating Improvements & Repairs							-
Less: Designated for Rate Stabilization							-
Less: Other Designated by Resolution							-
Plus: Accrued Unfunded Pension Liability (1)							-
Plus: Accrued Unfunded Other Post-Employment Benefit Liability (1)							-
Plus: Estimated Income (Loss) on Current Year Operations (2)							-
Plus: Other Adjustments (attach schedule)							-
UNRESTRICTED NET POSITION AVAILABLE FOR USE IN PROPOSED BUDGET	(2,495,810)						(2,495,810)
Unrestricted Net Position Utilized to Balance Proposed Budget							-
Unrestricted Net Position Utilized in Proposed Capital Budget							-
Appropriation to Municipality/County (3)							-
Total Unrestricted Net Position Utilized in Proposed Budget							-
PROJECTED UNRESTRICTED UNDESIGNATED NET POSITION AT END OF YEAR							
Last issued Audit Report (4)	\$ (2,495,810)						\$ (2,495,810)

(1) Total of all operations for this line item must agree to audited financial statements.

(2) Include budgeted and unbudgeted use of unrestricted net position in the current year's operations.

(3) Amount may not exceed 5% of total operating appropriations. See calculation below.

Maximum Allowable Appropriation to Municipality/County \$ 110,104 \$ - \$ - \$ - \$ - \$ - \$ 110,104

(4) If Authority is projecting a deficit for any operation at the end of the budget period, the Authority must attach a statement explaining its plan to reduce the deficit, including the timeline for elimination of the deficit, if not already detailed in the budget narrative section.

2018
PASSAIC
COUNTY
UTILITIES
AUTHORITY
CAPITAL
BUDGET/
PROGRAM

2018 CERTIFICATION OF AUTHORITY CAPITAL BUDGET/PROGRAM

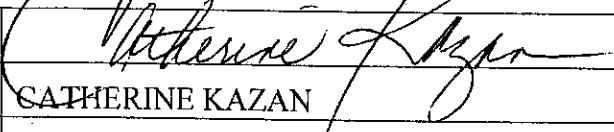
PASSAIC COUNTY UTILITIES AUTHORITY

FISCAL YEAR: FROM: JAN. 1, 2018 TO: DEC. 31, 2018

It is hereby certified that the Authority Capital Budget/Program annexed hereto is a true copy of the Capital Budget/Program approved, pursuant to N.J.A.C. 5:31-2.2, along with the Annual Budget, by the governing body of the P Authority, on the _____ day of _____, _____.

OR

It is hereby certified that the governing body of the Passaic County Utilities Authority have elected **NOT** to adopt a Capital Budget /Program for the aforesaid fiscal year, pursuant to N.J.A.C. 5:31-2.2 for the following reason(s): THE AUTHORITY HAS NO CAPITAL PROJECTS OR PLANNED CAPITAL EXPENDITURES

Officer's Signature:			
Name:	CATHERINE KAZAN		
Title:	SECRETARY/TREASURER		
Address:	401 GRAND STREET PATERSON, NJ 07505		
Phone Number:	973-881-4441	Fax Number:	973-881-0196
E-mail address			

2018 CAPITAL BUDGET/PROGRAM MESSAGE

Passaic County Utilities Authority

FISCAL YEAR: FROM: JAN. 1, 2018 TO: DEC. 31, 2018

1. Has each municipality or county affected by the actions of the authority participated in the development of the capital plan and reviewed or approved the plans or projects included within the Capital Budget/Program?

NOT APPLICABLE.

2. Has each capital project/project financing been developed from a specific capital improvement plan or report; does it include full lifecycle costs; and is it consistent with appropriate elements of Master Plans or other plans in the jurisdiction(s) served by the authority?

NOT APPLICABLE.

3. Has a long-term (10-20 years) infrastructure needs assessment or other capital plan with a horizon beyond six years been prepared?

NOT APPLICABLE.

4. Describe the projected impact of the proposed capital projects, including impact on the schedule of rates, fees, and service charges and the impact on current and future year's schedules.

NOT APPLICABLE.

5. Please indicate which capital projects/project financings are being undertaken in the Metropolitan or Suburban Planning Areas as defined in the State Development and Redevelopment Plan.

NOT APPLICABLE.

6. Please indicate which capital projects/project financings are being undertaken within the boundary of a State Planning Commission-designated Center and/or Endorsed Plan and if the project was included in the Plan Implementation Agenda for that Center/Endorsed Plan.

NOT APPLICABLE.

Add additional sheets if necessary.

Proposed Capital Budget

Passaic County Utilities Authority
 For the Period January 1, 2018 to December 31, 2018

	Estimated Total Cost	Funding Sources			
		Unrestricted Net Position Utilized	Renewal & Replacement Reserve	Debt Authorization	Capital Grants Other Sources
<i>Sewer</i>					
Type in Description	\$ -				
Type in Description	-				
Type in Description	-				
Type in Description	-				
Total	-	-	-	-	-
<i>N/A</i>					
Type in Description	-				
Type in Description	-				
Type in Description	-				
Type in Description	-				
Total	-	-	-	-	-
<i>N/A</i>					
Type in Description	-				
Type in Description	-				
Type in Description	-				
Type in Description	-				
Total	-	-	-	-	-
<i>N/A</i>					
Type in Description	-				
Type in Description	-				
Type in Description	-				
Type in Description	-				
Total	-	-	-	-	-
<i>N/A</i>					
Type in Description	-				
Type in Description	-				
Type in Description	-				
Type in Description	-				
Total	-	-	-	-	-
<i>N/A</i>					
Type in Description	-				
Type in Description	-				
Type in Description	-				
Type in Description	-				
Total	-	-	-	-	-
<i>N/A</i>					
Type in Description	-				
Type in Description	-				
Type in Description	-				
Type in Description	-				
Total	-	-	-	-	-
TOTAL PROPOSED CAPITAL BUDGET	\$ -	\$ -	\$ -	\$ -	\$ -

Enter brief description of up to four projects for each operation above. For operations with more than four budgeted projects, please attach additional schedules. Input total amount of all projects for the operation on single line and enter "See Attached Schedule" instead of project description.

5 Year Capital Improvement Plan

Passaic County Utilities Authority

For the Period January 1, 2018 to December 31, 2018

Fiscal Year Beginning in

	Estimated Total Cost	Current Budget					
		Year 2018	2019	2020	2021	2022	2023
<i>Sewer</i>							
Type in Description	\$ -	\$ -					
Type in Description	-	-					
Type in Description	-	-					
Type in Description	-	-					
Total	-	-	-	-	-	-	-
<i>N/A</i>							
Type in Description	-	-					
Type in Description	-	-					
Type in Description	-	-					
Type in Description	-	-					
Total	-	-	-	-	-	-	-
<i>N/A</i>							
Type in Description	-	-					
Type in Description	-	-					
Type in Description	-	-					
Type in Description	-	-					
Total	-	-	-	-	-	-	-
<i>N/A</i>							
Type in Description	-	-					
Type in Description	-	-					
Type in Description	-	-					
Type in Description	-	-					
Total	-	-	-	-	-	-	-
<i>N/A</i>							
Type in Description	-	-					
Type in Description	-	-					
Type in Description	-	-					
Type in Description	-	-					
Total	-	-	-	-	-	-	-
TOTAL	\$ -	\$ -	\$ -	\$ -	\$ -	\$ -	\$ -

Project descriptions entered on Page CB-3 will carry forward to Pages CB-4 and CB-5. No need to re-enter project descriptions above.

5 Year Capital Improvement Plan Funding Sources

Passaic County Utilities Authority

For the Period January 1, 2018 to December 31, 2018

	Estimated Total Cost	Funding Sources				
		Unrestricted Net Position Utilized	Renewal & Replacement Reserve	Debt Authorization	Capital Grants	Other Sources
<i>Sewer</i>						
Type in Description	\$ -					
Type in Description	-					
Type in Description	-					
Type in Description	-					
Total	-					
<i>N/A</i>						
Type in Description	-					
Type in Description	-					
Type in Description	-					
Type in Description	-					
Total	-					
<i>N/A</i>						
Type in Description	-					
Type in Description	-					
Type in Description	-					
Type in Description	-					
Total	-					
<i>N/A</i>						
Type in Description	-					
Type in Description	-					
Type in Description	-					
Type in Description	-					
Total	-					
<i>N/A</i>						
Type in Description	-					
Type in Description	-					
Type in Description	-					
Type in Description	-					
Total	-					
<i>N/A</i>						
Type in Description	-					
Type in Description	-					
Type in Description	-					
Type in Description	-					
Total	-					
TOTAL	\$ -	\$ -	\$ -	\$ -	\$ -	\$ -
Total 5 Year Plan per CB-4	\$ -					
Balance check		- If amount is other than zero, verify that projects listed above match projects listed on CB-4.				

Project descriptions entered on Page CB-3 will carry forward to Pages CB-4 and CB-5. No need to re-enter project descriptions above.