

# **CAPER**

## **Comprehensive Annual Performance and Evaluation Report**

**For Fiscal Year 2019**

**PASSAIC COUNTY, NEW JERSEY**

**B-19-UC-34-0112**

Reporting Period:

**September 1, 2019 through August 31, 2020**

Submitted by:

**Passaic County**

**Department of Planning and Economic Development**

***Contact Person:***

***Deborah Hoffman, Director***

***Division of Economic Development***

Display Period:

**November 16, 2020 through December 2, 2020**

# Comprehensive Annual Performance and Evaluation Report for F.Y. 2019

## Passaic County, New Jersey

### Table of Contents

*Executive Summary*

*CR-05 - Goals and Outcomes*

*CR-10 – Racial and Ethnic Composition of Families Assisted 91.520(a)*

*CR-15 - Resources and Investments 91.520(a)*

*CR-20 - Affordable Housing 91.520(b)*

*CR-25 - Homeless and Other Special Needs 91.220(d, e); 91.320(d, e); 91.520(c)*

*CR-30 - Public Housing 91.220(h); 91.320(j)*

*CR-35 - Other Actions 91.220(j)-(k); 91.320(i)-(j)*

*CR-40 - Monitoring 91.220 and 91.230*

*CR-45 - CDBG 91.520(c)*

### **Appendix**

*Consolidated Plan Goals and Accomplishments*

*IDIS Reports*

*Citizen Participation*

## Executive Summary

Annually, Passaic County must review and report its progress in carrying out its Five-Year strategic plan and the Annual Action Plan.

During FY 2019, Passaic County received \$860,233 in CDBG funding. Funds were allocated to public facility improvements, street improvements, water and sanitary sewer improvements, public services and administration as shown below. A Substantial Amendment was undertaken in summer, 2020 to cancel the Haledon project which NJDOT funded in full and move the funds to CASA as part of the County's efforts to address the Covid pandemic.

Name of Applicant	Project Name	Location of Project	Funding
CDBG Administration	Administration	Ongoing Program management	\$172,046
Borough of Bloomingdale	Union Ave. Sidewalk accessibility	Union Avenue sidewalk reconstruction will make the sidewalks accessible from Oak Street to Paterson Hamburg Turnpike. Work will include installation of ADA curb ramps; replace sidewalks and driveway aprons. This area is low income.	\$75,000
Borough of Haledon –	Bernard Ave. Street Improvements	THIS PROJECT WAS CANCELED BY AMENDMENT	\$100,000
Borough of Hawthorne	Construction of ADA Ramps	17 Handicap ramps installed at 8 different intersections throughout Hawthorne to comply with Americans with Disabilities Act.	\$55,000

Name of Applicant	Project Name	Location of Project	Funding
Township of Little Falls	Micklejohn Ave. Street Improvements	Micklejohn Avenue: Main to Woodcliff: Installation of Belgium block curbing, reset driveway curbing, reset pavers for driveways or walkways, concrete walk restoration, milling and paving, install traffic markings and crosswalks, reset 2 existing manholes	\$85,000
Borough of Prospect Park	North 10 <sup>th</sup> Street Improvements	North 10 <sup>th</sup> Street between Prescott Avenue and Dead Ends: Milling, paving, curbs, sidewalks, driveway aprons, adjust water valve boxes, adjust manhole casting, ADA ramps and traffic markings	\$48,187
Borough of Totowa	Sanitary Sewer lining on Boyle Avenue and Willard Avenue	Installation of cured-in-place pipe liner and sealing of manholes, along the length of the sanitary sewer line to be rehabilitated. . Seal sanitary sewer lateral connections at the main, and rehab of sanitary manholes within the project limits. 70+ year old clay pipes, brick manholes.	\$90,000
Township of West Milford	Municipal Building Bathroom Accessibility	West Milford Municipal Complex Building #1: Proposed ADA improvements include replacement of plumbing fixtures, electrical and lighting improvements, door replacement and other ADA required accessibility features. Building #1 has ADA access to the building, but did not provide ADA access to bathrooms on the 2 <sup>nd</sup> floor through a wheelchair lift or ADA fixtures.	\$35,000

<b>Name of Applicant</b>	<b>Project Name</b>	<b>Location of Project</b>	<b>Funding</b>
Borough of Woodland Park	Woodland Park Library – Library Bathroom Modification for Accessibility	Woodland Park Alfred H. Baumann Free Public Library, 7 Brophy Lane, Woodland Park, NJ	\$ 60,000
County Parks	Rifle Camp Park Bathroom Accessibility	ADA rehabilitation of bathrooms - 2 restroom in Rifle Camp Park. May include ramps, entry doors, stalls, sinks, etc.	\$110,000
CASA – Court Appointed Advocacy for Victims of Child Abuse	Training of Court Appointed Special Advocates (CASA) volunteers to provide advocacy services to youth living in foster care from birth through age 21.	CASA Headquarters: 415 Hamburg Turnpike, Wayne, NJ (project takes place in 11 participating communities)	\$ 15,000 (note: \$100,000 added by Substantial Amendment to address COVID).
Home Care Options	Home Care Options	Field Social Worker: 10 home visits/month. Will enhance existing Volunteer Shopping Program which provides assistance to homebound seniors to maintain their independence through assistance with shopping and securing medications. The enhanced Visiting Shopper Plus Program will include a field social worker who will assess clients for activities of daily living health issues. Appropriate referrals will be made to secure support services to ensure that seniors can remain in their homes.	\$ 15,000
<b>PROJECT TOTALS</b>	<b>\$688,187</b>		

## CR-05 - Goals and Outcomes

**Progress the jurisdiction has made in carrying out its strategic plan and its action plan.**

### **91.520(a)**

*This could be an overview that includes major initiatives and highlights what were proposed and executed throughout the program year.*

During FY 2019, there were 9 projects completed and two public services programs administered. Projects completed during FY 2019 include:

- **Borough of Bloomingdale** - FY 2017 – Henion Place Street improvements
- **Township of Little Falls** - FY 2017 – Street improvements Coney and Veranda
- **Borough of Totowa** - FY 2017 and 2018– Sewer Lining Totowa Rd and Williams Place
- **Borough of Wanaque** - FY 2017- ADA Ramps
- **Borough of Woodland Park** - FY 2017- Waterline Construction
- **Passaic County** - FY 2014-2018 – Prospect Park Traffic Signal
- **Township of West Milford** – FY 2017 - Community Transportation Program Vehicle
- **Borough of Hawthorne** – FY 2018 – Curb Ramps
- **Borough of Pompton Lakes** FY 2018 – Curb Ramps

Additional projects are underway:

- Borough of Bloomingdale -FY 2017 and 2018 – Waterline First and Second Streets
- Borough of Haledon FY 2018 – Street improvements on John Ryle Ave.
- West Milford FY 2015 and 2018 - Recreation Center Elevator
- Borough of Hawthorne FY 2019 – ADA ramps
- Borough of Prospect Park FY 2019- N. 10<sup>th</sup> Street reconstruction
- Passaic County Rifle Camp Park 2019- ADA bathroom accessibility
- Borough of Totowa 2019– Sewer lining project for Boyle and Willard Avenues
- Township of Little Falls 2019 – Reconstruction of Micklejohn Avenue

The design and bidding of many of the FY 2019 projects were completed with work initiated in 2020. Additionally, work continued on grant activities through COVID although staff worked from home. A substantial amendment to allocate the additional funds provided by CDBG CV related to COVID was undertaken as well.

**Comparison of the proposed versus actual outcomes for each outcome measure submitted with the consolidated plan and explain, if applicable, why progress was not made toward meeting goals and objectives. 91.520(g)**

Categories, priority levels, funding sources and amounts, outcomes/objectives, goal outcome indicators, units of measure, targets, actual outcomes/outputs, and percentage completed for each of the grantee’s program year goals.

**Table 1 - Accomplishments – Program Year & Strategic Plan to Date**

Goal	Category	Source / Amount	Indicator	Unit of Measure	Expected – Strategic Plan	Actual – Strategic Plan	Percent Complete	Expected – Program Year	Actual – Program Year	Percent Complete
Affordable Housing	Affordable Housing	CDBG: \$	Homeowner Housing Rehabilitated	Household Housing Unit	50	0	0.00%			
Homelessness	Homeless	CDBG: \$	Homelessness Prevention	Persons Assisted	200	0	0.00%			
Infrastructure Improvements	Non-Housing Community Development	CDBG: \$	Public Facility or Infrastructure Activities other than Low/Moderate Income Housing Benefit	Persons Assisted	20000	5,815	29.08%	9,232	5,815	62.99%
									Prior year accomplishment: 50,725	
Planning and Administration	Planning and Administration	CDBG: \$	Other	Other	5	0	0.00%	1	1	100.00%

Public Facility Improvements	Non-Housing Community Development	CDBG: \$	Public Facility or Infrastructure Activities other than Low/Moderate Income Housing Benefit	Persons Assisted	50,000	1,677	0.00%	5434	Prior year activity accomplishment: 1,677	30.86%
Public Services	Non-Housing Community Development	CDBG: \$	Public service activities other than Low/Moderate Income Housing Benefit	Persons Assisted	625	177	28.00%	100	177	177.00%



**Assess how the jurisdiction’s use of funds, particularly CDBG, addresses the priorities and specific objectives identified in the plan, giving special attention to the highest priority activities identified.**

The County continued to use funds to address the high priority needs for infrastructure and facility improvements as identified in the Five Year Plan. CDBG funds have been directed to the eleven participating jurisdictions in the Urban County. The highest priority, infrastructure needs in lower income neighborhoods, were addressed through the use of CDBG funds.

This is the second report of the Five Year period 2018-2023. This report captures data from projects that were initially funded in prior years 2013-2018. Many projects take more than one year to complete. The persons served in public services reflects the services provided during FY 2019 with 2018 funds provided to Home Options and 2019 funds to Home Options andCASA

The list in the Executive Summary shows the specific projects completed with the 2019 funding.

## CR-10 - Racial and Ethnic composition of families assisted

Describe the families assisted (including the racial and ethnic status of families assisted).

91.520(a)

	CDBG
White	4,924
Black or African American	37
Asian	231
American Indian or American Native	126
Native Hawaiian or Other Pacific Islander	0
Other multi-racial	317
<b>Total</b>	<b>5,509</b>
Hispanic	408
Not Hispanic	5,101

**Table 2 – Table of assistance to racial and ethnic populations by source of funds**

Race and Ethnicity are not reported in IDIS for area benefit activities. The above totals are for activities that serve low income persons under the Limited Clientele national objective such as handicap barrier removal and public service.

The areas of the Passaic County Urban County that have a concentration of Non-White and Latino populations are limited but have increased since 2000. Census Block Groups in Haledon, Prospect Park, Wanaque, Pompton Lakes, and Woodland Park have higher concentrations of Non-White and Latino households in addition to concentrations of low- and moderate-income people. Projects were completed in these communities:

- **Borough of Pompton Lakes** FY 2018 – Curb Ramps
- **Borough of Bloomingdale** - FY 2017 – Henion Place Street improvements
- **Borough of Woodland Park** - FY 2017- Waterline Construction
- **Borough of Prospect Park** – Multi-year - Traffic signals

## CR-15 - Resources and Investments 91.520(a)

### Identify the resources made available

Source of Funds	Source	Resources Made Available	Amount Expended During Program Year
CDBG		\$860,233	\$748,166.50
Other CDBG CV 1		\$537,434	0

Table 3 – Resources Made Available

### Narrative

The table above shows the 2019 grant amount for CDBG as well as the CDBG CV 1 (Corona Virus 1) allocation to Passaic County of which none has been spent. The County is has selected nonprofit organizations to provide services and utilize CDBG CV 1 funding and it is anticipated that these funds will be expended during FY 2020 and 2021. CDBG funds were expended as shown in PR26 and PR03 and described in the Executive Summary.

Additional resources available to Passaic County in FY 2019 were public housing agency funds for the Section 8 program and McKinney Vento Continuum of Care (CoC) funds. CoC grant awards for FY 2019 were made to Passaic County for \$4,411,971 for renewal projects and a new supportive Housing Services to be provided by St. Joseph’s Hospital and Medical Center.

Passaic County is part of the North Jersey Sustainable Communities Consortium. In November 2011, HUD notified the Consortium that its application had been selected for an award in the amount of \$5 million. Through participation in this program, the region expects to address broad livability and sustainability goals for housing, economic development and transportation.

### Identify the geographic distribution and location of investments

Target Area	Planned Percentage of Allocation	Actual Percentage of Allocation	Narrative Description
NONE			

Table 4 – Identify the geographic distribution and location of investments

### Narrative

There is no target area - the County selects projects based on requests from participating jurisdictions and non-profit agencies.

## Leveraging

**Explain how federal funds leveraged additional resources (private, state and local funds), including a description of how matching requirements were satisfied, as well as how any publicly owned land or property located within the jurisdiction that were used to address the needs identified in the plan.**

The CDBG Program tends to be highly leveraged with local funds in Passaic County. Communities bond for the project costs. Local assets used to leverage CDBG funds include the following public facilities that were improved:

- **Borough of Bloomingdale** - FY 2017 – Henion Place: \$ 29,377.29. Municipality paid for, Engineering, Construction Management
- **Township of Little Falls** - FY 2017 – Street improvements Coney and Veranda : Construction cost \$251,487;l CDBG \$80,000 Municipal match: \$177,487. Municipality paid for Design, Engineering, Construction Management
- **Borough of Totowa** - FY 2017 and 2018– Sewer Lining Totowa Rd and Williams Place: Construction cost \$454,064.50 CDBG \$165,000 Municipal match: \$289,064.50. Municipality paid for Design, Engineering, Construction Management
- **Borough of Wanaque** - FY 2017- ADA Ramps: Construction cost \$316,893.25 CDBG \$42,100 Municipal match: \$274,793.25. Municipality paid for Design, Engineering, Construction Management
- **Borough of Woodland Park** - FY 2017- Waterline Construction cost \$478,398.50 CDBG \$105,000 Municipal match: \$373,398.50. Municipality paid for Design, Engineering, Construction Management
- **Passaic County** - FY 2014-2018 – Prospect Park Traffic Signal; County engineering staff provided project oversight and management.
- **Township of West Milford** – FY 2017 - Community Transportation Program Vehicle
- **Borough of Hawthorne** – FY 2018 – Curb Ramps: Construction cost \$1,208,701 CDBG \$80,000 Municipal match: \$1,128,701. Municipality paid for Design, Engineering, Construction Management
- **Borough of Pompton Lakes** FY 2018 – Curb Ramps: Construction cost \$142,183 CDBG \$80,000 Municipal match: \$62,183. Municipality paid for Design, Engineering, Construction Management

Municipalities are required to pay for their own design and construction management consultants. They report this expense on their application as well as their commitment for other funds to cover the full project cost. The cost of design and technical assistance for the above projects was provided directly by each municipality, note above leveraged funding amounts.

The County is not a HOME nor ESG participating jurisdiction and has no matching fund requirements.

**CR-20 - Affordable Housing 91.520(b)**

**Evaluation of the jurisdiction's progress in providing affordable housing, including the number and types of families served, the number of extremely low-income, low-income, moderate-income, and middle-income persons served.**

	<b>One-Year Goal</b>	<b>Actual</b>
Number of homeless households to be provided affordable housing units	<b>10</b>	<b>0</b>
Number of non-homeless households to be provided affordable housing units	<b>0</b>	<b>0</b>
Number of special-needs households to be provided affordable housing units	<b>0</b>	<b>0</b>
<b>Total</b>	<b>10</b>	<b>0</b>

**Table 5- Number of Households**

	<b>One-Year Goal</b>	<b>Actual</b>
Number of households supported through rental assistance	<b>10</b>	<b>0</b>
Number of households supported through the production of new units	<b>0</b>	<b>0</b>
Number of households supported through the rehab of existing units	<b>0</b>	<b>0</b>
Number of households supported through the acquisition of existing units	<b>0</b>	<b>0</b>
<b>Total</b>	<b>10</b>	<b>0</b>

**Table 6 - Number of Households Supported**

**Discuss the difference between goals and outcomes and problems encountered in meeting these goals.**

The County anticipated support for new COC and tax credit applications to expand the supply of affordable housing. A new COC grant for Supportive housing was awarded to St. Joseph’s. A total of 10 vouchers will be provided. These units will become available in 2021. The awards were made September 15, 2020.

**Discuss how these outcomes will impact future annual action plans.**

The County will endeavor to identify and support affordable housing programs and the CoC in the creation of housing for persons who are experiencing homelessness. These programs may not be funded with limited CDBG funding however.

With our CDBG funds we have not undertaken housing activities or services directed to the homeless or persons with special needs. To address worse case needs and those of persons with disabilities, the County has taken the lead with the County-wide COC and provided support over many years. The County administers HUD SHP grants to several non-profits providing dozens of permanent supportive housing units. These units provide housing for chronic homeless individuals and families. By definition these persons are disabled and homeless.

**Include the number of extremely low-income, low-income, and moderate-income persons served by each activity where information on income by family size is required to determine the eligibility of the activity.**

<b>Number of Persons Served</b>	<b>CDBG Actual</b>
Extremely Low-income	0
Low-income	0
Moderate-income	0
<b>Total</b>	<b>0</b>

**Table 7 – Number of Persons Served**

**Narrative Information**

The County does not have a HOME Program. CASA and HOME Options clients are presumed benefit. There were no activities with income intake.

## **CR-25 - Homeless and Other Special Needs 91.220(d, e); 91.320(d, e); 91.520(c)**

The Passaic County Continuum of Care (CoC) is supported by the staff of the Department of Human Services and administered by the Passaic County Interagency Council on Homelessness. The Passaic County community development goals are set based on the the work of the CoC in setting policies and implementing programs to prevent homelessness and assist persons who are homeless.

**Evaluate the jurisdiction’s progress in meeting its specific objectives for reducing and ending homelessness through:**

### **Reaching out to homeless persons (especially unsheltered persons) and assessing their individual needs**

NJ 2-1-1 provides a point of access for shelter and emergency services. When someone calls 2-1-1 for shelter placement, diversion and eligibility screening is conducted to streamline access. Further, the CoC maintains a coordinated assessment and prioritization list to place individuals in permanent supportive housing.

During the year, provider agencies regularly provided outreach to homeless living on the street and those at risk of becoming homeless. The PATH Program provides regular outreach at known locations. Further, through partnership with the eviction courts, PATH has addressed the needs of those at-risk of losing their housing. When families are removed from the welfare list, outreach is conducted to see if they have short-term places to live and long-term plans for permanent housing. Additional street outreach is conducted by “They Have A Name” to encourage people to move to shelter and services.

The SSVF and Community Hope coordinate street outreach to homeless veterans.

Due to Covid, the County has initiated testing and the use of hotel motel residences to deconcentrate the shelters and prevent the spread of the virus.

### **Addressing the emergency shelter and transitional housing needs of homeless persons**

Passaic County has 379 shelter beds of which 34 are transitional housing beds (HIC January 2019). The PCICH works with all the shelters in the County to ensure capacity to meet emergency needs. All the shelters and transitional housing facilities participate in the Point-in-Time count and provide client level information to the Housing Prioritization List to connect their clients to permanent housing opportunities as quickly as possible, as described above. In addition, NJ-211 provides a streamlined hotline for accessing emergency shelter and transitional housing programs, reducing the need for clients to contact each emergency shelter or transitional housing program directly.

The Passaic County Homeless Trust Fund has also funded rapid re-housing and services in support of rapid re-housing projects.

**Helping low-income individuals and families avoid becoming homeless, especially extremely low-income individuals and families and those who are: likely to become homeless after being discharged from publicly funded institutions and systems of care (such as health care facilities, mental health facilities, foster care and other youth facilities, and corrections programs and institutions); and, receiving assistance from public or private agencies that address housing, health, social services, employment, education, or youth needs**

The County administers the Division of Weatherization and Home Energy whose objective is to reduce the home energy burden for eligible low income families and individuals in Passaic County to avoid homelessness. Passaic County assists low income individuals and families through Home Energy benefits that reduce clients' energy bills and by implementing weatherization measures that reduce households' energy consumption.

The Low Income Home Energy Assistance Program; and the Universal Services Fund provides grants to low income individuals to pay their PSE&G bills. These funds help to keep low income individuals and families in their homes and help them to not become homeless. In addition, the County offers a Weatherization Program funded through the Low Income Energy Assistance Program grant; US Department of Energy grant; and the Heating Improvement Program grant. These grants help low income individuals and families remain in their homes by replacing broken boilers and hot water heaters. In total, \$2,703,629 in grants and approximately 15,675 low income individuals and families were assisted County-wide.

Coordinated referral and an extensive inventory of services provide an opportunity for persons who are homeless to make a successful transition to permanent housing. The CoC Priorities are: (1) ending chronic and veteran homelessness, (2) creating new low-barrier housing first-oriented permanent supportive housing and rapid re-housing projects, and (3) creating a systemic response to homelessness through coordinated entry and assessment

- To end chronic homelessness, the CoC is utilizing a Housing Prioritization Tool to prioritize chronically homeless persons for permanent supportive housing opportunities systematically and is supporting projects that have low-barrier intake and termination criteria, this includes having had NJCDC sponsor 15 new Housing First vouchers for the chronically homeless utilizing State Rental Assistance from NJ DCA
- To end homelessness, PCICH members Catholic Family and Community Services and Community Hope provide SSVF outreach, services, and rental assistance and manage a by-name-list of identified veterans to connect them with veteran-specific and other community resources
- To create a systemic response to homelessness, the CoC has funded NJ 2-1-1 to cover the full geographic area with Coordinated Assessment access, and is holding case conferencing conversations among CoC-funded and emergency shelter providers to prioritize resources for those who are longest time homeless and with the greatest severity of service needs.



**Helping homeless persons (especially chronically homeless individuals and families, families with children, veterans and their families, and unaccompanied youth) make the transition to permanent housing and independent living, including shortening the period of time that individuals and families experience homelessness, facilitating access for homeless individuals and families to affordable housing units, and preventing individuals and families who were recently homeless from becoming homeless again**

The Passaic County Coordinated Assessment System prioritizes homeless persons and meets monthly to fill vacancies and house those on the list. The length of time someone is on the list is tracked. Further, the CoC is working with agencies to more quickly move persons who are homeless and living in shelters or transitional housing to permanent housing.

Through partnerships with the Children's Inter-Agency Coordinating Council (CIACC), education system partners, homeless liaisons, the behavioral health care system, child protective services and the homeless services system, homeless students and their families are identified and service plans developed to meet their needs. CIACC offers cross-training on homeless definitions, compliance and requirements, support systems for the homeless and effective community service providers. CIACC has developed a standardized intervention model for use in school settings to effectively determine the service needs of homeless children and connect them to appropriate providers.

The Passaic County Department of Human Services has hired a full-time veteran's services staff member to coordinate the goal of ending homelessness for veterans. Veteran Affairs Supportive Housing (VASH) staff members are active in the CoC and its sub-committees. This coordination has resulted in assistance to veterans in securing and maintaining housing. The veteran's subcommittee of the CoC, led by the local SSVF providers, has also created a by-name list for homeless veterans in the CoC, ensuring they are connected to permanent housing as quickly as possible.

The PCICH is working to shorten the length of time persons are homeless by creating more permanent housing and rapid rehousing programs to quickly move clients into permanent housing. Through the coordinated assessment committee, the most vulnerable clients are targeted for housing opportunities including permanent supportive housing and rapid rehousing vouchers. In FY2016, the CoC was awarded 7 new units of rapid rehousing for homeless families and individuals through Heart of Hannah. In the recent FY2019 CoC competition, the CoC submitted two new applications for permanent housing through St. Joseph's Hospital (10 units of permanent supportive housing for the chronically homeless) and Advance Housing (4 units of rapid rehousing for Domestic Violence Households) for a total of 14 new units.

Reducing returns to homelessness is also being addressed by placing a priority on job training and services for persons who are homeless and in rapid rehousing and permanent housing programs.

Recently, there was a training held by the Director of the Workforce Investment Board on how to connect CoC clients to jobs and training opportunities.

The County budgeted \$15,000 in FY19 CDBG funds for the County Court Appointed Special Advocates (CASA) program which assists foster youth make the transition to permanent housing and independent living. An additional \$120,000 through CDBG CV 1 funds to assist children in foster care through the Neighborhood Assistance Program has been allocated. This program will provide essential supplies to 800 CASA children and caregivers who must socially distance and/or quarantine. Food, diapers, formula, baby wipes, and PPE - face coverings, gloves, hand sanitizers and cleaning products. 50 volunteers donating 900+ hours. CASA will also develop a software to track needed supplies from donated supplies and supplies that must be purchased. This includes software and hardware. Acquisition of PPE supplies, including masks, gloves, sanitizers for children and caregivers and volunteers to prevent the spread of COVID-19 will also be provided. The Community Relations Director will devote 20 hours per week toward the implementation of the program.

## **CR-30 - Public Housing 91.220(h); 91.320(j)**

### **Actions taken to address the needs of public housing**

There are no public housing units in the Urban County.

### **Actions taken to encourage public housing residents to become more involved in management and participate in homeownership**

Passaic County has a Public Housing Agency which administers 835 Section 8 Housing Choice Vouchers. There are no public housing units within this Agency. The jurisdiction of the Agency includes all of the municipalities in the County with the exception of Passaic, Paterson and Clifton as these towns have their own Housing Authorities.

The Agency administers a Family Self Sufficiency program which has a minimum of 70 to 75 families participating each month. The families are constantly recruited from the pool of tenants that are currently being assisted with rental subsidy. The Program is a five year plan in which families work towards achieving goals that will enable them to become economically self-sufficient. The Agency partners with local entities that provide job training, interview techniques, clothes for employment, and other workshops which encompass a variety of topics from esteem building to financial planning. During the course of the five year program, if the family's income increases and rental subsidy decreases, the difference is put into an escrow account for the family. The family receives the amount saved providing that they reach their goal during the five year period and they have been working for the last 12 months.

As of October 1, 2019, the Housing Choice Voucher Family Self Sufficiency Program has had 7 graduates for the fiscal year. The graduates received a total of \$68,080 in escrow monies. One graduate obtained their bachelor degree in Accounting, one receive a B.S. degree in science, one is a certified nurse's assistant, and one is a cosmetologist. One of the graduates has been removed from rental subsidy due to the rise in family income and is now self sufficient.

It is not mandatory for graduates to leave the rental assistance program, however, some do voluntarily give up the assistance at that time or in the near future.

### **Actions taken to provide assistance to troubled PHAs**

The Passaic County Housing Agency is not designated as troubled.

## **CR-35 - Other Actions 91.220(j)-(k); 91.320(i)-(j)**

**Actions taken to remove or ameliorate the negative effects of public policies that serve as barriers to affordable housing such as land use controls, tax policies affecting land, zoning ordinances, building codes, fees and charges, growth limitations, and policies affecting the return on residential investment. 91.220 (j); 91.320 (i)**

Passaic County does not have jurisdiction over land use controls in compliance with the Municipal Land use Law of the State of New Jersey. Building codes are also governed by state law and implemented by each municipality. There are no County policies identified that have a negative impact on affordable housing.

Over 51% of the County has been designated as the Highlands Region by the State of New Jersey. This designation substantially reduces or eliminates development and effectively eliminates the ability to create new affordable housing opportunities. In addition, these areas have limited water and sewer infrastructure and this also reduces the ability to construct new affordable housing units.

### **Actions taken to address obstacles to meeting underserved needs. 91.220(k); 91.320(j)**

CDBG funds were not used for housing development nor homeless services in FY 2019. The County uses its Homeless Trust Fund to provide assistance to agencies that address homelessness in Passaic County. CDBG funds were used to provide services to the elderly who have limited mobility and transportation options. Through CDBG funding, Home Care Options provides services to homebound seniors to assist with shopping and doctor's visits. This service allows many older adults to remain in their homes rather than have to move to assisted living. Home Care Options served 172 adults.

CASA, also funded by the Passaic County CDBG grant, serves youth who are removed from their families and become wards of the state. As advocates they act in the child's best interest and ensure that the children are receiving the services they need such as safe housing; attend school; and receive medical services. CASA assisted 10 children.

Other county offices such as the Human Services Department address homelessness and provides motel vouchers for overnight shelter, food and transportation vouchers and other immediate needs. The County provides \$800,000 for intensive case management services.

The Passaic County Homeless Trust Fund provided a grant of \$34,000 to NJ211 to operate a homeless hotline and the development of coordinated entry services and \$120,000 was awarded to NJCDC for case management services for individuals in supportive housing with mental health and substance use treatment and case management needs.

The County provided emergency food to homeless persons: 338,995 meals to 33,826 individuals and 52,806 people in families. The county provided shelter to 369 individuals and 167 families and provided 127 hotel vouchers. 3,306 units of case management for 58 individuals and 394 people in families were provided and 245 rent vouchers were provided for 44 individuals and 499 people in families. 59 utility

vouchers were provided for 9 individuals and 162 people in families. 23 vouchers for security deposits were provided for 10 individuals and 47 people in families.

**Actions taken to reduce lead-based paint hazards. 91.220(k); 91.320(j)**

Passaic County Department of Health addresses lead-based paint in the borough of Woodland Park only. Other communities in the county each have their own Department of Health and are responsible for assessing the needs of children that present with elevated blood lead levels. Building code departments throughout the County are responsible for enforcing state law prohibiting the use, and addressing the presence, of lead-based paint through their permitting process.

The Health Departments are keenly aware of the problems of lead-based paint. When lead paint has been identified in a unit constructed prior to January 1, 1978, only an EPA qualified contractor performs lead hazard reduction activities. New Jersey laws provide that a contractor must employ a certified lead-based paint abatement supervisor, or have employees certified in lead-based paint abatement. Certified testing companies perform a pre-rehabilitation risk assessment for lead-based paint hazards and a post-rehabilitation clearance test for lead dust hazards where the non-emergency work disturbs a painted surface.

The State of New Jersey offers Lead-based paint remediation through the Lead-Safe Remediation Pilot Program. Lower income households (both renter and owner) can qualify for assistance from the Department of Community Affairs.

**Actions taken to reduce the number of poverty-level families. 91.220(k); 91.320(j)**

Through implementation of many programs outside of the CDBG program, Passaic County works with families to reduce the number of families with incomes below the poverty level. The Workforce Development Board (job training, apprenticeships and youth training) and the One-Stop Career Center create new job opportunities and offer training programs. Through educational opportunities small and medium sized business owners are provided with resources to expand their businesses, hire new workers, and take advantage of training and employee development programs.

Additionally, the County, in conjunction with the public and private agencies and institutions, provides low income households with the opportunity to gain the knowledge and skills to become fully self-sufficient. The agencies participating in the Continuum of Care encourage job training and employment for those facing homelessness. Life skills counseling, drug and alcohol counseling and mentoring service provide a means to becoming employable.

During FY 2019, the Passaic County Department of Human Services completed a study on the Needs of Individuals and Families in Passaic County, New Jersey: Community Mobilization for Collective Impact. This study identified community needs and trends and has made recommendations for strategies that would be transformative in how government assistance addresses the needs of the community and the individual.

**Actions taken to develop institutional structure. 91.220(k); 91.320(j)**

The County Department of Planning and Economic Development is responsible for the administration of the CDBG program. All sub-recipient agreements are monitored on an ongoing basis. The County participates with other groups where appropriate, as it does in planning for the homeless, to facilitate cooperative problem solving in Passaic County.

The current institutional structure provides a solid foundation for grant administration and maximize the level of assistance that reaches the community.

The CoC is continually working to enhance its organizational strengths. The County has implemented a coordinated entry list in the Homeless Management Information System (HMIS) which is managed by NJ 211. All new applicants are entered into this system and referrals to open permanent housing slots are taken from this list. We are initiating efforts to enroll each warming center placement into HMIS for assessment for coordinated entry during Code Blue conditions.

**Actions taken to enhance coordination between public and private housing and social service agencies. 91.220(k); 91.320(j)**

The County continued efforts to enhance coordination between agencies by creating partnerships in the implementation of the Section 3 outreach initiative and the Passaic County Interagency Council on Homelessness. The Section 3 outreach effort will partner with the Passaic County Workforce Development Center and the agencies involved in the Human Services Advisory Board to identify Section 3 individuals and businesses and to provide feedback on available job opportunities. The Passaic County Interagency Council that administers the Continuum of Care is comprised of providers of homeless services and prepares the McKinney application for funding from HUD.

**Identify actions taken to overcome the effects of any impediments identified in the jurisdictions analysis of impediments to fair housing choice. 91.520(a)**

Passaic County completed an Analysis of Impediments to Fair Housing Choice (AI) in 2018 which was sent to HUD in September. The AI identifies barriers to fair housing and outlines action steps to address these impediments.

Barriers include:

1. County Impediments

- Impediment A: Limited housing choice results in Housing Choice Vouchers concentrated in primarily older, less expensive communities
- Impediment B: Public transit limits mobility and housing choice
- Impediment C: The Land Use and Housing Elements of the Comprehensive Plan require updating

- Impediment D: Planning documents in some municipalities are not in alignment with fair housing laws
2. Private Sector impediments
- Impediment A: Non-White households are less likely to be homeowners and are more likely to have been offered a high-cost loan than White households
  - Impediment B: Newspaper advertising does not consistently include the fair housing logo
  - Impediment C: Members of the protected classes face lower wages and higher unemployment rates which de facto limits housing choice

During FY 2019, Passaic County intended to host a Fair Housing seminar targeted to Section 8 landlords and local officials to review fair housing concepts and best practices. However, this conference had to be canceled due to COVID-19.

The CDBG funds are not used to undertake housing programs. However, the County would be very supportive of requests from other organizations to develop or improve affordable housing and would consider funding such projects in the future.

The CDBG Program was carried out in a manner that resulted in the areas of higher non-White concentration in the municipalities benefited from the program. Maps attached to the CAPER demonstrate the racial composition of areas around the projects that were completed in FY 2019.

INSERT PDF OF MAPS INTO FINAL CAPER



## **CR-40 - Monitoring 91.220 and 91.230**

**Describe the standards and procedures used to monitor activities carried out in furtherance of the plan and used to ensure long-term compliance with requirements of the programs involved, including minority business outreach and the comprehensive planning requirements**

Passaic County has adopted a subrecipient monitoring plan. This plan outlines the process for reviewing subrecipient activities throughout the year and for conducting on-site monitoring.

Subrecipient activities were monitored with each request for disbursement. Each request had to provide documentation of every expense and report on the number of beneficiaries served. On-site monitoring was conducted for the two non-profit public services recipients in FY 2019.

Additionally, the public improvements and infrastructure activities were monitored throughout the project. Each subrecipient is expected to research available MBE/WBE and Section 3 firms (as applicable) that might bid on or be interested in subcontracting for their project. These lists are made available to the general contractors who bid the projects as well. A checklist was used to ensure that each compliance requirement was met and that the project stayed on schedule.

The Department of Planning and Economic Development is the lead agency for the Strategic Plan and annual planning activities. Cooperation and support from local municipal governments, and private, non-profit, and for-profit organizations is sought throughout the year and during preparation of the Annual Plans.

The local municipalities and various County departments are consulted for input on community development needs. Applications, over 70, were distributed to all municipalities and non-profits for submission of projects seeking CDBG funding. This process of working with the other county departments and local municipalities will ensure that the program remains very open and participatory.

### **Citizen Participation Plan 91.105(d); 91.115(d)**

**Describe the efforts to provide citizens with reasonable notice and an opportunity to comment on performance reports.**

The CAPER document was placed on public display for a period of 15 days from November 16, 2020 to December 2, 2020.

Copies of the notice of the CAPER were distributed to organizations that could make the availability known to low and moderate income persons and those that speak English less than very well. The list of organizations that were notified is shown below.

- County website: [www.passaiccountynj.org](http://www.passaiccountynj.org)
- Herald and News and in The Record Newspapers
- Passaic County Interagency Council on Homelessness

- Passaic County Department of Human Services
- The Participating municipalities in the Urban County were also notified and a request was made to post the public notice announcing the availability of the CAPER and to post the public notice on their web sites.
- The County contact list of over 100 agencies and individuals that represent racial, ethnic, fraternal and spiritual organizations throughout the county

Insert comments received on the CAPER.

**CR-45 - CDBG 91.520(c)**

**Specify the nature of, and reasons for, any changes in the jurisdiction's program objectives and indications of how the jurisdiction would change its programs as a result of its experiences.**

There will be no changes to the program.

**Does this Jurisdiction have any open Brownfields Economic Development Initiative (BEDI) grants? No**

**[BEDI grantees] Describe accomplishments and program outcomes during the last year.**

## **APPENDIX**

### **Consolidated Plan Goals and Accomplishments**

#### **IDIS Reports**

\*Financial Summary Report (PR26) provides the key CDBG program indicators. This report shows the obligations, expenditures that the grantee has made for a specified program year. The expenditures are summarized to determine the relevant indicators for low- and moderate-income, planning/administration, public service activities and economic development. (This report contains program year information on statutory requirements regarding overall percentage for low- and moderate-income benefit.)

\*Summary of Activities (PR03) - lists each CDBG activity that was open during a program year. For each activity the report shows the status, accomplishments, and program year narrative and program year expenditures. For each activity the report also shows the activity code, regulation cite and characteristics of the beneficiaries.

\*Summary of Accomplishments Report (PR23) presents data on CDBG activity counts and disbursements by priority need categories. It also contains data on CDBG accomplishments by various units of measure and housing units by racial/ethnic categories.

\*Con Plan Report (2019)

Section 3 Report



Office of Community Planning and Development  
 U.S. Department of Housing and Urban Development  
 Integrated Disbursement and Information System  
 PR26 - CDBG Financial Summary Report  
 Program Year 2019  
 PASSAIC COUNTY , NJ

DATE: 11-03-20  
 TIME: 11:40  
 PAGE: 1

PART I: SUMMARY OF CDBG RESOURCES	
01 UNEXPENDED CDBG FUNDS AT END OF PREVIOUS PROGRAM YEAR	1,205,146.02
02 ENTITLEMENT GRANT	860,233.00
03 SURPLUS URBAN RENEWAL	0.00
04 SECTION 108 GUARANTEED LOAN FUNDS	0.00
05 CURRENT YEAR PROGRAM INCOME	0.00
05a CURRENT YEAR SECTION 108 PROGRAM INCOME (FOR SI TYPE)	0.00
06 FUNDS RETURNED TO THE LINE-OF-CREDIT	0.00
06a FUNDS RETURNED TO THE LOCAL CDBG ACCOUNT	0.00
07 ADJUSTMENT TO COMPUTE TOTAL AVAILABLE	0.00
08 TOTAL AVAILABLE (SUM, LINES 01-07)	2,065,379.02
PART II: SUMMARY OF CDBG EXPENDITURES	
09 DISBURSEMENTS OTHER THAN SECTION 108 REPAYMENTS AND PLANNING/ADMINISTRATION	673,181.94
10 ADJUSTMENT TO COMPUTE TOTAL AMOUNT SUBJECT TO LOW/MOD BENEFIT	0.00
11 AMOUNT SUBJECT TO LOW/MOD BENEFIT (LINE 09 + LINE 10)	673,181.94
12 DISBURSED IN IDIS FOR PLANNING/ADMINISTRATION	125,885.30
13 DISBURSED IN IDIS FOR SECTION 108 REPAYMENTS	0.00
14 ADJUSTMENT TO COMPUTE TOTAL EXPENDITURES	0.00
15 TOTAL EXPENDITURES (SUM, LINES 11-14)	799,067.24
16 UNEXPENDED BALANCE (LINE 08 - LINE 15)	1,266,311.78
PART III: LOWMOD BENEFIT THIS REPORTING PERIOD	
17 EXPENDED FOR LOW/MOD HOUSING IN SPECIAL AREAS	0.00
18 EXPENDED FOR LOW/MOD MULTI-UNIT HOUSING	0.00
19 DISBURSED FOR OTHER LOW/MOD ACTIVITIES	673,181.94
20 ADJUSTMENT TO COMPUTE TOTAL LOW/MOD CREDIT	0.00
21 TOTAL LOW/MOD CREDIT (SUM, LINES 17-20)	673,181.94
22 PERCENT LOW/MOD CREDIT (LINE 21/LINE 11)	100.00%
LOW/MOD BENEFIT FOR MULTI-YEAR CERTIFICATIONS	
23 PROGRAM YEARS(PY) COVERED IN CERTIFICATION	PY: PY: PY:
24 CUMULATIVE NET EXPENDITURES SUBJECT TO LOW/MOD BENEFIT CALCULATION	0.00
25 CUMULATIVE EXPENDITURES BENEFITING LOW/MOD PERSONS	0.00
26 PERCENT BENEFIT TO LOW/MOD PERSONS (LINE 25/LINE 24)	0.00%
PART IV: PUBLIC SERVICE (PS) CAP CALCULATIONS	
27 DISBURSED IN IDIS FOR PUBLIC SERVICES	25,500.00
28 PS UNLIQUIDATED OBLIGATIONS AT END OF CURRENT PROGRAM YEAR	10,850.00
29 PS UNLIQUIDATED OBLIGATIONS AT END OF PREVIOUS PROGRAM YEAR	13,053.72
30 ADJUSTMENT TO COMPUTE TOTAL PS OBLIGATIONS	0.00
31 TOTAL PS OBLIGATIONS (LINE 27 + LINE 28 - LINE 29 + LINE 30)	23,296.28
32 ENTITLEMENT GRANT	860,233.00
33 PRIOR YEAR PROGRAM INCOME	0.00
34 ADJUSTMENT TO COMPUTE TOTAL SUBJECT TO PS CAP	0.00
35 TOTAL SUBJECT TO PS CAP (SUM, LINES 32-34)	860,233.00
36 PERCENT FUNDS OBLIGATED FOR PS ACTIVITIES (LINE 31/LINE 35)	2.71%
PART V: PLANNING AND ADMINISTRATION (PA) CAP	
37 DISBURSED IN IDIS FOR PLANNING/ADMINISTRATION	125,885.30
38 PA UNLIQUIDATED OBLIGATIONS AT END OF CURRENT PROGRAM YEAR	10,675.00
39 PA UNLIQUIDATED OBLIGATIONS AT END OF PREVIOUS PROGRAM YEAR	16,212.50
40 ADJUSTMENT TO COMPUTE TOTAL PA OBLIGATIONS	0.00
41 TOTAL PA OBLIGATIONS (LINE 37 + LINE 38 - LINE 39 +LINE 40)	120,347.80
42 ENTITLEMENT GRANT	860,233.00
43 CURRENT YEAR PROGRAM INCOME	0.00
44 ADJUSTMENT TO COMPUTE TOTAL SUBJECT TO PA CAP	0.00
45 TOTAL SUBJECT TO PA CAP (SUM, LINES 42-44)	860,233.00
46 PERCENT FUNDS OBLIGATED FOR PA ACTIVITIES (LINE 41/LINE 45)	13.99%



Office of Community Planning and Development  
 U.S. Department of Housing and Urban Development  
 Integrated Disbursement and Information System  
 PR26 - CDBG Financial Summary Report  
 Program Year 2019  
 PASSAIC COUNTY , NJ

DATE: 11-03-20  
 TIME: 11:40  
 PAGE: 2

LINE 17 DETAIL: ACTIVITIES TO CONSIDER IN DETERMINING THE AMOUNT TO ENTER ON LINE 17

Report returned no data.

LINE 18 DETAIL: ACTIVITIES TO CONSIDER IN DETERMINING THE AMOUNT TO ENTER ON LINE 18

Report returned no data.

LINE 19 DETAIL: ACTIVITIES INCLUDED IN THE COMPUTATION OF LINE 19

Plan Year	IDIS Project	IDIS Activity	Voucher Number	Activity Name	Matrix Code	National Objective	Drawn Amount
2017	1	122	6304333	Bloomingdale Sanitary Sewers Henion Pl	03J	LMA	\$29,377.29
2017	5	128	6360404	Totowa Sewer Lining Phase VI	03J	LMA	\$80,000.00
2017	7	131	6386047	Woodland Park Waterlines	03J	LMA	\$105,000.00
2017	14	166	6412270	Bloomingdale waterlines 1st and 2nd ave.	03J	LMA	\$50,606.95
2018	6	146	6360404	Totowas Sewer lining Williams Place	03J	LMA	\$85,233.00
					03J	Matrix Code	\$350,217.24
2017	3	125	6369615	Little Falls Street improvements - Coney and Veranda	03K	LMA	\$80,000.00
2017	12	132	6319689	Prospect Park Traffic Signal	03K	LMA	\$15,364.70
2018	3	142	6378342	Hawthorne curb ramps	03K	LMC	\$80,000.00
					03K	Matrix Code	\$175,364.70
2017	6	148	6350665	Wanaque handicap curb ramps	03L	LMC	\$42,100.00
2018	5	144	6356507	Pompton Lakes Curb Ramps	03L	LMC	\$78,000.00
2018	5	144	6412270	Pompton Lakes Curb Ramps	03L	LMC	\$2,000.00
					03L	Matrix Code	\$122,100.00
2018	11	150	6319689	Home Care	05A	LMC	\$725.00
2018	11	150	6326332	Home Care	05A	LMC	\$2,575.00
2018	11	150	6332648	Home Care	05A	LMC	\$575.00
2018	11	150	6356507	Home Care	05A	LMC	\$1,600.00
2019	11	155	6386047	Home Care Options	05A	LMC	\$2,475.00
2019	11	155	6412270	Home Care Options	05A	LMC	\$2,550.00
					05A	Matrix Code	\$10,500.00
2019	10	156	6386047	CASA	05N	LMC	\$15,000.00
					05N	Matrix Code	\$15,000.00
Total							\$673,181.94

LINE 27 DETAIL: ACTIVITIES INCLUDED IN THE COMPUTATION OF LINE 27

Plan Year	IDIS Project	IDIS Activity	Voucher Number	Activity Name	Matrix Code	National Objective	Drawn Amount
2018	11	150	6319689	Home Care	05A	LMC	\$725.00
2018	11	150	6326332	Home Care	05A	LMC	\$2,575.00
2018	11	150	6332648	Home Care	05A	LMC	\$575.00
2018	11	150	6356507	Home Care	05A	LMC	\$1,600.00
2019	11	155	6386047	Home Care Options	05A	LMC	\$2,475.00
2019	11	155	6412270	Home Care Options	05A	LMC	\$2,550.00
					05A	Matrix Code	\$10,500.00
2019	10	156	6386047	CASA	05N	LMC	\$15,000.00
					05N	Matrix Code	\$15,000.00
Total							\$25,500.00

LINE 37 DETAIL: ACTIVITIES INCLUDED IN THE COMPUTATION OF LINE 37

Plan Year	IDIS Project	IDIS Activity	Voucher Number	Activity Name	Matrix Code	National Objective	Drawn Amount
2018	12	139	6326332	Admin - consultant	21A		\$3,150.00
2018	12	139	6356507	Admin - consultant	21A		\$10,000.00





U.S. Department of Housing and Urban Development  
 Office of Community Planning and Development  
 Integrated Disbursement and Information System  
 CDBG Activity Summary Report (GPR) for Program Year 2019  
 PASSAIC COUNTY

Date: 03-Nov-2020  
 Time: 9:11  
 Page: 1

**PGM Year:** 2015  
**Project:** 0003 - Public Facility Improvement - West Milford  
**IDIS Activity:** 101 - West Milford Recreation Center

**Status:** Open  
**Location:** 66 Cahill cross Road West Milford, NJ 07480

**Objective:** Create suitable living environments  
**Outcome:** Availability/accessibility  
**Matrix Code:** Neighborhood Facilities (03E) **National Objective:** LMC

**Initial Funding Date:** 08/25/2016

**Description:**  
 Substantial Amendment in 2019 moved funds to the Recreation Center.  
 The elevator will be replaced for handicap access.  
 The existing elevator is no longer serviceable.

**Financing**

	Fund Type	Grant Year	Grant	Funded Amount	Drawn In Program Year	Drawn Thru Program Year
CDBG	EN	2015	B15UC340112	\$50,000.00	\$0.00	\$0.00
<b>Total</b>	<b>Total</b>			<b>\$50,000.00</b>	<b>\$0.00</b>	<b>\$0.00</b>

**Proposed Accomplishments**

**Actual Accomplishments**

*Number assisted:*

	Owner		Renter		Total		Person	
	Total	Hispanic	Total	Hispanic	Total	Hispanic	Total	Hispanic
White:	0	0	0	0	0	0		0
Black/African American:	0	0	0	0	0	0	0	0
Asian:	0	0	0	0	0	0	0	0
American Indian/Alaskan Native:	0	0	0	0	0	0	0	0
Native Hawaiian/Other Pacific Islander:	0	0	0	0	0	0	0	0
American Indian/Alaskan Native & White:	0	0	0	0	0	0	0	0
Asian White:	0	0	0	0	0	0	0	0
Black/African American & White:	0	0	0	0	0	0	0	0
American Indian/Alaskan Native & Black/African American:	0	0	0	0	0	0	0	0
Other multi-racial:	0	0	0	0	0	0	0	0
Asian/Pacific Islander:	0	0	0	0	0	0	0	0
Hispanic:	0	0	0	0	0	0	0	0
<b>Total:</b>	<b>0</b>	<b>0</b>	<b>0</b>	<b>0</b>	<b>0</b>	<b>0</b>	<b>0</b>	<b>0</b>
Female-headed Households:	0		0		0			





U.S. Department of Housing and Urban Development  
Office of Community Planning and Development  
Integrated Disbursement and Information System  
CDBG Activity Summary Report (GPR) for Program Year 2019  
PASSAIC COUNTY

Date: 03-Nov-2020

Time: 9:11

Page: 2

*Income Category:*

	<b>Owner</b>	<b>Renter</b>	<b>Total</b>	<b>Person</b>
Extremely Low	0	0	0	0
Low Mod	0	0	0	0
Moderate	0	0	0	0
Non Low Moderate	0	0	0	0
Total	0	0	0	0
Percent Low/Mod				

**Annual Accomplishments**

<b>Years</b>	<b>Accomplishment Narrative</b>	<b># Benefitting</b>
2015	The Teen Center project has not yet been bid.	
2016	The elevator project was bid but bids were much higher than expected and subsequently rejected. The Township will explore funding options and rebid the project in late 2017.	
2019	Project was rebid in late 2019 and awarded Dec 4, 2020. Waiting for delivery of parts. Work is expected to be completed in late October 2020.	



U.S. Department of Housing and Urban Development  
 Office of Community Planning and Development  
 Integrated Disbursement and Information System  
 CDBG Activity Summary Report (GPR) for Program Year 2019  
 PASSAIC COUNTY

Date: 03-Nov-2020  
 Time: 9:11  
 Page: 3

**PGM Year:** 2017  
**Project:** 0001 - Borough of Bloomingdale - Henion Place Reconstruction  
**IDIS Activity:** 122 - Bloomingdale Sanitary Sewers Henion PI

**Status:** Completed 8/29/2020 12:00:00 AM  
**Location:** 8 Hennion PI Bloomingdale, NJ 07403-1602

**Objective:** Create suitable living environments  
**Outcome:** Availability/accessibility  
**Matrix Code:** Water/Sewer Improvements (03J)      **National Objective:** LMA

**Initial Funding Date:** 10/31/2017

**Description:**

Replacement of sewer lines, sewer laterals, manholes and repaving of the road along Henion Place between Ryerson and Union Avenue.

**Financing**

	Fund Type	Grant Year	Grant	Funded Amount	Drawn In Program Year	Drawn Thru Program Year
CDBG	EN	2017	B17UC340112	\$29,377.29	\$29,377.29	\$29,377.29
<b>Total</b>	<b>Total</b>			<b>\$29,377.29</b>	<b>\$29,377.29</b>	<b>\$29,377.29</b>

**Proposed Accomplishments**

People (General) : 1,380  
 Total Population in Service Area: 1,360  
 Census Tract Percent Low / Mod: 69.85

**Annual Accomplishments**

<u>Years</u>	<u>Accomplishment Narrative</u>	<u># Benefiting</u>
2017	The Borough determined that the infrastructure in Henion Street infrastructure did not need to be replaced. However, the street surface is in poor condition and will be repaved. Work will be undertaken in the spring 2019.	
2018	Street reconstruction with minimum 7 year lifespan has been completed. Funds were erroneously drawn from the 2018 project and a revised voucher was executed in October 2019. CAPER report did not reflect this change nor the drawdown in the FY 2018 project.	
2019	The project was completed.	



U.S. Department of Housing and Urban Development  
Office of Community Planning and Development  
Integrated Disbursement and Information System  
CDBG Activity Summary Report (GPR) for Program Year 2019  
PASSAIC COUNTY

Date: 03-Nov-2020  
Time: 9:11  
Page: 4

**PGM Year:** 2017  
**Project:** 0003 - Township of Little Falls Roadway Improvements: Coney Road and Veranda Street  
**IDIS Activity:** 125 - Little Falls Street improvements - Coney and Veranda

**Status:** Completed 4/17/2020 8:45:26 AM      **Objective:** Create suitable living environments  
**Location:** 32 Coney Rd Little Falls, NJ 07424-1012      **Outcome:** Sustainability  
**Matrix Code:** Street Improvements (03K)      **National Objective:** LMA

**Initial Funding Date:** 11/15/2017

**Description:**  
Street improvement project to include sidewalk replacement; milling and paving of the roadway; upgrade stormwater infrastructure, curb replacement; ADA ramps; reset existing roof leaders; new concrete driveway aprons; reset pavers, driveways Crosswalk and stop Striping; guide rail.

**Financing**

	Fund Type	Grant Year	Grant	Funded Amount	Drawn In Program Year	Drawn Thru Program Year
CDBG	EN	2017	B17UC340112	\$80,000.00	\$80,000.00	\$80,000.00
<b>Total</b>	<b>Total</b>			<b>\$80,000.00</b>	<b>\$80,000.00</b>	<b>\$80,000.00</b>

**Proposed Accomplishments**

People (General) : 960  
Total Population in Service Area: 960  
Census Tract Percent Low / Mod: 61.98

**Annual Accomplishments**

Years	Accomplishment Narrative	# Benefitting
2017	The street improvements will be undertaken in the spring 2019.	
2018	Coney and Veranda Street improvements were bid and then awarded in July 2019. Work will be completed in the Fall 2019.	
2019	Street improvements are complete.	



U.S. Department of Housing and Urban Development  
 Office of Community Planning and Development  
 Integrated Disbursement and Information System  
 CDBG Activity Summary Report (GPR) for Program Year 2019  
 PASSAIC COUNTY

Date: 03-Nov-2020  
 Time: 9:11  
 Page: 5

**PGM Year:** 2017  
**Project:** 0005 - Borough of Totowa Sanitary Sewer Lining (Phase VII)  
**IDIS Activity:** 128 - Totowa Sewer Lining Phase VI

**Status:** Completed 6/5/2020 10:18:42 AM  
**Location:** 420 Totowa Rd Totowa, NJ 07512-2073

**Objective:** Create suitable living environments  
**Outcome:** Availability/accessibility  
**Matrix Code:** Water/Sewer Improvements (03J)

**National Objective:** LMA

**Initial Funding Date:** 11/15/2017

**Description:**

Installation of cured-in-place pipe liner and sealing of manholes, along the length of the sanitary sewer line. Seal sanitary sewer lateral connections at the main, and rehab of sanitary manholes within the project limits. 70+ year old clay pipes, brick manholes along Totowa Road between Mitchell Avenue and St. James Place, and St. James Place between Lind Road and Totowa Road

**Financing**


	Fund Type	Grant Year	Grant	Funded Amount	Drawn In Program Year	Drawn Thru Program Year
CDBG	EN	2017	B17UC340112	\$80,000.00	\$80,000.00	\$80,000.00
<b>Total</b>	<b>Total</b>			<b>\$80,000.00</b>	<b>\$80,000.00</b>	<b>\$80,000.00</b>

**Proposed Accomplishments**

People (General) : 1,035  
 Total Population in Service Area: 1,035  
 Census Tract Percent Low / Mod: 49.76

**Annual Accomplishments**

<b>Years</b>	<b>Accomplishment Narrative</b>	<b># Benefitting</b>
2017	No work was undertaken on this project.	
2018	The project was bid in the Spring 2019 and awarded in May 2019. Work is nearly completed and is expected to be finished in October 2019.	
2019	project is complete	



U.S. Department of Housing and Urban Development  
 Office of Community Planning and Development  
 Integrated Disbursement and Information System  
 CDBG Activity Summary Report (GPR) for Program Year 2019  
 PASSAIC COUNTY

Date: 03-Nov-2020  
 Time: 9:11  
 Page: 6

**PGM Year:** 2017  
**Project:** 0008 - Township of Milford Community Transportation Program Vehicle  
**IDIS Activity:** 130 - West Milford Transportation Program

**Status:** Completed 10/21/2019 8:46:14 PM      **Objective:** Create suitable living environments  
**Location:** 1480 Union Valley Rd West Milford, NJ 07480-1338      **Outcome:** Availability/accessibility  
**Matrix Code:** Transportation Services (05E)      **National Objective:** LMC

**Initial Funding Date:** 11/15/2017

**Description:**

Purchase a new bus for an existing bus transportation system.  
 Currently transports low-income adults, seniors and disabled individuals to doctor's offices, grocery stores, pharmacies, banks, the Post Office , Community Center, Township Library all in West Milford.  
 Ridership estimated at 14,047 one-way trips per annum.

**Financing**

	Fund Type	Grant Year	Grant	Funded Amount	Drawn In Program Year	Drawn Thru Program Year
CDBG	EN	2017	B17UC340112	\$57,900.00	\$0.00	\$57,900.00
<b>Total</b>	<b>Total</b>			<b>\$57,900.00</b>	<b>\$0.00</b>	<b>\$57,900.00</b>


**Proposed Accomplishments**

People (General) : 500

**Actual Accomplishments**

Number assisted:

	Owner		Renter		Total		Person	
	Total	Hispanic	Total	Hispanic	Total	Hispanic	Total	Hispanic
White:	0	0	0	0	0	0	88	0
Black/African American:	0	0	0	0	0	0	0	0
Asian:	0	0	0	0	0	0	0	0
American Indian/Alaskan Native:	0	0	0	0	0	0	0	0
Native Hawaiian/Other Pacific Islander:	0	0	0	0	0	0	0	0
American Indian/Alaskan Native & White:	0	0	0	0	0	0	0	0
Asian White:	0	0	0	0	0	0	0	0
Black/African American & White:	0	0	0	0	0	0	0	0
American Indian/Alaskan Native & Black/African American:	0	0	0	0	0	0	0	0
Other multi-racial:	0	0	0	0	0	0	0	0
Asian/Pacific Islander:	0	0	0	0	0	0	0	0
Hispanic:	0	0	0	0	0	0	0	0
<b>Total:</b>	<b>0</b>	<b>0</b>	<b>0</b>	<b>0</b>	<b>0</b>	<b>0</b>	<b>88</b>	<b>0</b>



U.S. Department of Housing and Urban Development  
 Office of Community Planning and Development  
 Integrated Disbursement and Information System  
 CDBG Activity Summary Report (GPR) for Program Year 2019  
 PASSAIC COUNTY

Date: 03-Nov-2020  
 Time: 9:11  
 Page: 7


Female-headed Households: 0 0 0

*Income Category:*

	<b>Owner</b>	<b>Renter</b>	<b>Total</b>	<b>Person</b>
Extremely Low	0	0	0	0
Low Mod	0	0	0	88
Moderate	0	0	0	0
Non Low Moderate	0	0	0	0
Total	0	0	0	88
Percent Low/Mod				100.0%

**Annual Accomplishments**

<b>Years</b>	<b>Accomplishment Narrative</b>	<b># Benefiting</b>
2017	The bus was procured and an invoice was processed by the county for payment in late September. User data will be collected in the coming year for the bus.	
2018	The bus has been in operation for a year and providing 450 rides on average per month. Note: This is not an unduplicated number.	



U.S. Department of Housing and Urban Development  
 Office of Community Planning and Development  
 Integrated Disbursement and Information System  
 CDBG Activity Summary Report (GPR) for Program Year 2019  
 PASSAIC COUNTY

Date: 03-Nov-2020  
 Time: 9:11  
 Page: 8

**PGM Year:** 2017  
**Project:** 0007 - Borough of Woodland Park Haverhill Avenue Water Main Replacement  
**IDIS Activity:** 131 - Woodland Park Waterlines

**Status:** Completed 6/18/2020 12:53:19 PM      **Objective:** Create suitable living environments  
**Location:** 14 Haverhill Ave Woodland Park, NJ 07424-3009      **Outcome:** Availability/accessibility  
**Matrix Code:** Water/Sewer Improvements (03J)      **National Objective:** LMA

**Initial Funding Date:** 11/15/2017

**Description:**

Replace all water infrastructure within first 700 feet; repair roads and curbs that have been disturbed during construction; replace valves, fire hydrants.

**Financing**

	Fund Type	Grant Year	Grant	Funded Amount	Drawn In Program Year	Drawn Thru Program Year
CDBG	EN	2017	B17UC340112	\$105,000.00	\$105,000.00	\$105,000.00
<b>Total</b>	<b>Total</b>			<b>\$105,000.00</b>	<b>\$105,000.00</b>	<b>\$105,000.00</b>

**Proposed Accomplishments**

People (General) : 735  
 Total Population in Service Area: 735  
 Census Tract Percent Low / Mod: 60.54

**Annual Accomplishments**

<b>Years</b>	<b>Accomplishment Narrative</b>	<b># Benefiting</b>
2017	The borough has procured an engineer to being design and bidding for this project. It is anticipated the work will be bid in the winter for spring 2019 construction.	
2018	The Woodland Park FY 2017 Haverhill Avenue project began construction on October 1. Bids were opened and awarded in June 2019.	
2019	project is complete	



U.S. Department of Housing and Urban Development  
 Office of Community Planning and Development  
 Integrated Disbursement and Information System  
 CDBG Activity Summary Report (GPR) for Program Year 2019  
 PASSAIC COUNTY

Date: 03-Nov-2020  
 Time: 9:11  
 Page: 9

**PGM Year:** 2017  
**Project:** 0012 - Borough of Prospect Park Actuated Public Safety Control System  
**IDIS Activity:** 132 - Prospect Park Traffic Signal

**Status:** Completed 1/9/2020 2:47:11 PM  
**Location:** 296 N 8th St Prospect Park, NJ 07508-2114

**Objective:** Create suitable living environments  
**Outcome:** Availability/accessibility  
**Matrix Code:** Street Improvements (03K)

**National Objective:** LMA

**Initial Funding Date:** 11/15/2017

**Description:**  
 Installation of traffic control system at North 8th Street and Planten Avenue.

**Financing**

	Fund Type	Grant Year	Grant	Funded Amount	Drawn In Program Year	Drawn Thru Program Year
CDBG	EN	Pre-2015		\$43,359.50	\$0.00	\$0.00
		2014	B14UC340112		\$0.00	\$43,359.50
		2015	B15UC340112	\$40,501.37	\$0.00	\$40,501.37
		2017	B17UC340112	\$92,632.13	\$0.00	\$92,632.13
		2018	B18UC340112	\$29,682.60	\$15,364.70	\$29,682.60
<b>Total</b>	<b>Total</b>			<b>\$206,175.60</b>	<b>\$15,364.70</b>	<b>\$206,175.60</b>

**Proposed Accomplishments**

People (General) : 2,280  
 Total Population in Service Area: 5,815  
 Census Tract Percent Low / Mod: 46.26

**Annual Accomplishments**

Years	Accomplishment Narrative	# Benefitting
2017	The traffic signal design is complete and the project is going out to bid in October 2018. It is expected to be completed in the winter 2019.	
2018	The traffic signal installation was completed in June 2019.	
2019	Final payment was processed for payment in September. Drew down in October. Beneficiaries counted in FY 2018.	





U.S. Department of Housing and Urban Development  
 Office of Community Planning and Development  
 Integrated Disbursement and Information System  
 CDBG Activity Summary Report (GPR) for Program Year 2019  
 PASSAIC COUNTY

Date: 03-Nov-2020  
 Time: 9:11  
 Page: 10

**PGM Year:** 2018  
**Project:** 0012 - Administration  
**IDIS Activity:** 136 - Administration - Salaries

Status: Completed 2/13/2020 3:22:45 PM  
 Location: ,

Objective:  
 Outcome:  
 Matrix Code: General Program Administration (21A)      National Objective:

**Initial Funding Date:** 11/30/2018

**Description:**  
 Ongoing program administration and planning

**Financing**

	Fund Type	Grant Year	Grant	Funded Amount	Drawn In Program Year	Drawn Thru Program Year
CDBG	EN	2018	B18UC340112	\$84,547.99	\$0.00	\$84,547.99
<b>Total</b>	<b>Total</b>			<b>\$84,547.99</b>	<b>\$0.00</b>	<b>\$84,547.99</b>

**Proposed Accomplishments**

**Actual Accomplishments**

*Number assisted:*

	Owner		Renter		Total		Person	
	Total	Hispanic	Total	Hispanic	Total	Hispanic	Total	Hispanic
White:					0	0		
Black/African American:					0	0		
Asian:					0	0		
American Indian/Alaskan Native:					0	0		
Native Hawaiian/Other Pacific Islander:					0	0		
American Indian/Alaskan Native & White:					0	0		
Asian White:					0	0		
Black/African American & White:					0	0		
American Indian/Alaskan Native & Black/African American:					0	0		
Other multi-racial:					0	0		
Asian/Pacific Islander:					0	0		
Hispanic:					0	0		
<b>Total:</b>	<b>0</b>	<b>0</b>	<b>0</b>	<b>0</b>	<b>0</b>	<b>0</b>	<b>0</b>	<b>0</b>
Female-headed Households:					0			

*Income Category:*

**Owner    Renter    Total    Person**



U.S. Department of Housing and Urban Development  
Office of Community Planning and Development  
Integrated Disbursement and Information System  
CDBG Activity Summary Report (GPR) for Program Year 2019  
PASSAIC COUNTY

Date: 03-Nov-2020

Time: 9:11

Page: 11

Extremely Low			0	
Low Mod			0	
Moderate			0	
Non Low Moderate			0	
Total	0	0	0	0
Percent Low/Mod				

**Annual Accomplishments**

No data returned for this view. This might be because the applied filter excludes all data.



U.S. Department of Housing and Urban Development  
 Office of Community Planning and Development  
 Integrated Disbursement and Information System  
 CDBG Activity Summary Report (GPR) for Program Year 2019  
 PASSAIC COUNTY

Date: 03-Nov-2020  
 Time: 9:11  
 Page: 12

**PGM Year:** 2018  
**Project:** 0012 - Administration  
**IDIS Activity:** 137 - Admin - Advertising

**Status:** Completed 6/5/2020 2:03:43 PM  
**Location:** ,

**Objective:**  
**Outcome:**  
**Matrix Code:** General Program Administration (21A)      **National Objective:**

**Initial Funding Date:** 11/30/2018

**Description:**  
 Public notices and other advertising for the CDBG program

**Financing**

	Fund Type	Grant Year	Grant	Funded Amount	Drawn In Program Year	Drawn Thru Program Year
CDBG	EN	2018	B18UC340112	\$2,169.64	\$0.00	\$2,169.64
<b>Total</b>	<b>Total</b>			<b>\$2,169.64</b>	<b>\$0.00</b>	<b>\$2,169.64</b>

**Proposed Accomplishments**

**Actual Accomplishments**

*Number assisted:*

	<b>Owner</b>		<b>Renter</b>		<b>Total</b>		<b>Person</b>	
	Total	Hispanic	Total	Hispanic	Total	Hispanic	Total	Hispanic
White:					0	0		
Black/African American:					0	0		
Asian:					0	0		
American Indian/Alaskan Native:					0	0		
Native Hawaiian/Other Pacific Islander:					0	0		
American Indian/Alaskan Native & White:					0	0		
Asian White:					0	0		
Black/African American & White:					0	0		
American Indian/Alaskan Native & Black/African American:					0	0		
Other multi-racial:					0	0		
Asian/Pacific Islander:					0	0		
Hispanic:					0	0		
<b>Total:</b>	<b>0</b>	<b>0</b>	<b>0</b>	<b>0</b>	<b>0</b>	<b>0</b>	<b>0</b>	<b>0</b>
Female-headed Households:					0			

*Income Category:*

**Owner    Renter    Total            Person**



U.S. Department of Housing and Urban Development  
Office of Community Planning and Development  
Integrated Disbursement and Information System  
CDBG Activity Summary Report (GPR) for Program Year 2019  
PASSAIC COUNTY

Date: 03-Nov-2020

Time: 9:11

Page: 13

Extremely Low			0	
Low Mod			0	
Moderate			0	
Non Low Moderate			0	
Total	0	0	0	0
Percent Low/Mod				

**Annual Accomplishments**

No data returned for this view. This might be because the applied filter excludes all data.



U.S. Department of Housing and Urban Development  
 Office of Community Planning and Development  
 Integrated Disbursement and Information System  
 CDBG Activity Summary Report (GPR) for Program Year 2019  
 PASSAIC COUNTY

Date: 03-Nov-2020  
 Time: 9:11  
 Page: 14

**PGM Year:** 2018  
**Project:** 0012 - Administration  
**IDIS Activity:** 138 - Admin - Printing  
**Status:** Completed 2/13/2020 3:36:18 PM  
**Location:** ,

**Objective:**  
**Outcome:**  
**Matrix Code:** General Program Administration (21A)      **National Objective:**

**Initial Funding Date:** 11/30/2018

**Description:**  
 Printing expenses including copier and paper

**Financing**

	Fund Type	Grant Year	Grant	Funded Amount	Drawn In Program Year	Drawn Thru Program Year
CDBG	EN	2018	B18UC340112	\$1,201.08	\$0.00	\$1,201.08
<b>Total</b>	<b>Total</b>			<b>\$1,201.08</b>	<b>\$0.00</b>	<b>\$1,201.08</b>

**Proposed Accomplishments**


**Actual Accomplishments**

*Number assisted:*

	<b>Owner</b>		<b>Renter</b>		<b>Total</b>		<b>Person</b>	
	Total	Hispanic	Total	Hispanic	Total	Hispanic	Total	Hispanic
White:					0	0		
Black/African American:					0	0		
Asian:					0	0		
American Indian/Alaskan Native:					0	0		
Native Hawaiian/Other Pacific Islander:					0	0		
American Indian/Alaskan Native & White:					0	0		
Asian White:					0	0		
Black/African American & White:					0	0		
American Indian/Alaskan Native & Black/African American:					0	0		
Other multi-racial:					0	0		
Asian/Pacific Islander:					0	0		
Hispanic:					0	0		
<b>Total:</b>	<b>0</b>	<b>0</b>	<b>0</b>	<b>0</b>	<b>0</b>	<b>0</b>	<b>0</b>	<b>0</b>
Female-headed Households:					0			

*Income Category:*

**Owner    Renter    Total            Person**



U.S. Department of Housing and Urban Development  
Office of Community Planning and Development  
Integrated Disbursement and Information System  
CDBG Activity Summary Report (GPR) for Program Year 2019  
PASSAIC COUNTY

Date: 03-Nov-2020

Time: 9:11

Page: 15

Extremely Low			0	
Low Mod			0	
Moderate			0	
Non Low Moderate			0	
Total	0	0	0	0
Percent Low/Mod				

**Annual Accomplishments**

No data returned for this view. This might be because the applied filter excludes all data.



U.S. Department of Housing and Urban Development  
 Office of Community Planning and Development  
 Integrated Disbursement and Information System  
 CDBG Activity Summary Report (GPR) for Program Year 2019  
 PASSAIC COUNTY

Date: 03-Nov-2020  
 Time: 9:11  
 Page: 16

**PGM Year:** 2018  
**Project:** 0012 - Administration  
**IDIS Activity:** 139 - Admin - consultant  
**Status:** Completed 6/5/2020 2:11:37 PM  
**Location:** ,

**Objective:**  
**Outcome:**  
**Matrix Code:** General Program Administration (21A)      **National Objective:**

**Initial Funding Date:** 11/30/2018

**Description:**  
 Consultant services - Annual Plan, CAPER, ERR, Fair Housing and technical assistance

**Financing**

	Fund Type	Grant Year	Grant	Funded Amount	Drawn In Program Year	Drawn Thru Program Year
CDBG	EN	2018	B18UC340112	\$62,631.00	\$13,150.00	\$62,631.00
<b>Total</b>	<b>Total</b>			<b>\$62,631.00</b>	<b>\$13,150.00</b>	<b>\$62,631.00</b>

**Proposed Accomplishments**

**Actual Accomplishments**

*Number assisted:*

	<b>Owner</b>		<b>Renter</b>		<b>Total</b>		<b>Person</b>	
	Total	Hispanic	Total	Hispanic	Total	Hispanic	Total	Hispanic
White:					0	0		
Black/African American:					0	0		
Asian:					0	0		
American Indian/Alaskan Native:					0	0		
Native Hawaiian/Other Pacific Islander:					0	0		
American Indian/Alaskan Native & White:					0	0		
Asian White:					0	0		
Black/African American & White:					0	0		
American Indian/Alaskan Native & Black/African American:					0	0		
Other multi-racial:					0	0		
Asian/Pacific Islander:					0	0		
Hispanic:					0	0		
<b>Total:</b>	<b>0</b>	<b>0</b>	<b>0</b>	<b>0</b>	<b>0</b>	<b>0</b>	<b>0</b>	<b>0</b>
Female-headed Households:					0			

*Income Category:*

**Owner    Renter    Total    Person**



U.S. Department of Housing and Urban Development  
Office of Community Planning and Development  
Integrated Disbursement and Information System  
CDBG Activity Summary Report (GPR) for Program Year 2019  
PASSAIC COUNTY

Date: 03-Nov-2020

Time: 9:11

Page: 17

Extremely Low			0	
Low Mod			0	
Moderate			0	
Non Low Moderate			0	
Total	0	0	0	0
Percent Low/Mod				

**Annual Accomplishments**

No data returned for this view. This might be because the applied filter excludes all data.





U.S. Department of Housing and Urban Development  
 Office of Community Planning and Development  
 Integrated Disbursement and Information System  
 CDBG Activity Summary Report (GPR) for Program Year 2019  
 PASSAIC COUNTY

Date: 03-Nov-2020  
 Time: 9:11  
 Page: 18

**PGM Year:** 2018  
**Project:** 0001 - Bloomingdale Waterline First and Second Streets  
**IDIS Activity:** 140 - Bloomingdale Waterline

**Status:** Open  
**Location:** 16 First St Bloomingdale, NJ 07403-1213

**Objective:** Create suitable living environments  
**Outcome:** Availability/accessibility  
**Matrix Code:** Water/Sewer Improvements (03J)

**National Objective:** LMA

**Initial Funding Date:** 11/30/2018

**Description:**  
 Replacement of two dead end water lines and looping the system will improve safety for both First Street and Second Street and Hamburg Turnpike residents. Area includes existing Bloomingdale Senior Center located on First Street.

**Financing**

	Fund Type	Grant Year	Grant	Funded Amount	Drawn In Program Year	Drawn Thru Program Year
CDBG	EN	2018	B18UC340112	\$61,000.00	\$0.00	\$0.00
<b>Total</b>	<b>Total</b>			<b>\$61,000.00</b>	<b>\$0.00</b>	<b>\$0.00</b>

**Proposed Accomplishments**

People (General) : 1,360  
 Total Population in Service Area: 1,360  
 Census Tract Percent Low / Mod: 69.85

**Annual Accomplishments**

Years	Accomplishment Narrative	# Benefitting
2018	There has been no progress on this activity.	
2019	Project was awarded on June 9, 2020. Work is underway and expected to be completed in Fall, 2020.	



U.S. Department of Housing and Urban Development  
 Office of Community Planning and Development  
 Integrated Disbursement and Information System  
 CDBG Activity Summary Report (GPR) for Program Year 2019  
 PASSAIC COUNTY

Date: 03-Nov-2020  
 Time: 9:11  
 Page: 19

**PGM Year:** 2018  
**Project:** 0002 - Haledon - Street improvements John Ryle Ave  
**IDIS Activity:** 141 - Haledon - John Ryle Ave

**Status:** Open  
**Location:** 510 Belmont Ave Haledon, NJ 07508-1626

**Objective:** Create suitable living environments  
**Outcome:** Sustainability  
**Matrix Code:** Street Improvements (03K)

**National Objective:** LMA

**Initial Funding Date:** 11/30/2018

**Description:**  
 Milling and paving John Ryle Ave including installation of ADA curb ramps; reset water valve boxes; reconstruct inlet; bicycle safe grates; striping; and concrete header curbs.

**Financing**

	Fund Type	Grant Year	Grant	Funded Amount	Drawn In Program Year	Drawn Thru Program Year
CDBG	EN	2018	B18UC340112	\$85,000.00	\$0.00	\$0.00
<b>Total</b>	<b>Total</b>			<b>\$85,000.00</b>	<b>\$0.00</b>	<b>\$0.00</b>

**Proposed Accomplishments**

People (General) : 540  
 Total Population in Service Area: 1,345  
 Census Tract Percent Low / Mod: 43.87

**Annual Accomplishments**

Years	Accomplishment Narrative	# Benefiting
2018	There has been no progress on this activity	
2019	Project specs have been reviewed and the project went out to bid in June. Bids were received July 14, 2020.	



U.S. Department of Housing and Urban Development  
 Office of Community Planning and Development  
 Integrated Disbursement and Information System  
 CDBG Activity Summary Report (GPR) for Program Year 2019  
 PASSAIC COUNTY

Date: 03-Nov-2020  
 Time: 9:11  
 Page: 20

**PGM Year:** 2018  
**Project:** 0003 - Hawthorne - Curb Ramps  
**IDIS Activity:** 142 - Hawthorne curb ramps

**Status:** Completed 6/5/2020 10:25:12 AM  
**Location:** 71 10th Ave Hawthorne, NJ 07506-1747

**Objective:** Create suitable living environments  
**Outcome:** Sustainability  
**Matrix Code:** Street Improvements (03K)      **National Objective:** LMC

**Initial Funding Date:** 11/30/2018

**Description:**  
 Installation of handicap curb ramps

**Financing**

	Fund Type	Grant Year	Grant	Funded Amount	Drawn In Program Year	Drawn Thru Program Year
CDBG	EN	2018	B18UC340112	\$80,000.00	\$80,000.00	\$80,000.00
<b>Total</b>	<b>Total</b>			<b>\$80,000.00</b>	<b>\$80,000.00</b>	<b>\$80,000.00</b>

**Proposed Accomplishments**

People (General) : 840

**Actual Accomplishments**

*Number assisted:*

	Owner		Renter		Total		Person	
	Total	Hispanic	Total	Hispanic	Total	Hispanic	Total	Hispanic
White:	0	0	0	0	0	0	2,568	189
Black/African American:	0	0	0	0	0	0	6	0
Asian:	0	0	0	0	0	0	194	0
American Indian/Alaskan Native:	0	0	0	0	0	0	13	0
Native Hawaiian/Other Pacific Islander:	0	0	0	0	0	0	0	0
American Indian/Alaskan Native & White:	0	0	0	0	0	0	0	0
Asian White:	0	0	0	0	0	0	0	0
Black/African American & White:	0	0	0	0	0	0	0	0
American Indian/Alaskan Native & Black/African American:	0	0	0	0	0	0	0	0
Other multi-racial:	0	0	0	0	0	0	47	47
Asian/Pacific Islander:	0	0	0	0	0	0	0	0
Hispanic:	0	0	0	0	0	0	0	0
<b>Total:</b>	<b>0</b>	<b>0</b>	<b>0</b>	<b>0</b>	<b>0</b>	<b>0</b>	<b>2,828</b>	<b>236</b>
Female-headed Households:	0		0		0			



U.S. Department of Housing and Urban Development  
Office of Community Planning and Development  
Integrated Disbursement and Information System  
CDBG Activity Summary Report (GPR) for Program Year 2019  
PASSAIC COUNTY

Date: 03-Nov-2020

Time: 9:11

Page: 21

*Income Category:*

	<b>Owner</b>	<b>Renter</b>	<b>Total</b>	<b>Person</b>
Extremely Low	0	0	0	0
Low Mod	0	0	0	0
Moderate	0	0	0	2,828
Non Low Moderate	0	0	0	0
Total	0	0	0	2,828
Percent Low/Mod				100.0%

**Annual Accomplishments**

<b>Years</b>	<b>Accomplishment Narrative</b>	<b># Benefitting</b>
2018	Work is underway and the CDBG curb ramps are complete. However, since CDBG Funds were bid with Borough funds on a \$1.2 million project, road reconstruction is a longer process. The bid for the curb ramps charged to CDBG is \$170,100.	
2019	Project finished - final invoice paid in May.	



U.S. Department of Housing and Urban Development  
 Office of Community Planning and Development  
 Integrated Disbursement and Information System  
 CDBG Activity Summary Report (GPR) for Program Year 2019  
 PASSAIC COUNTY

Date: 03-Nov-2020  
 Time: 9:11  
 Page: 22

**PGM Year:** 2018  
**Project:** 0004 - Little Falls Community Civic Center  
**IDIS Activity:** 143 - Little Falls Community Civic Center

**Status:** Open  
**Location:** 19 Warren St Little Falls, NJ 07424-2262

**Objective:** Create suitable living environments

**Outcome:** Availability/accessibility

**Matrix Code:** Neighborhood Facilities (03E)

**National Objective:** LMC

**Initial Funding Date:** 11/30/2018

**Description:**

In back of the building accessible from rear parking lot: installation of new ADA ramp, landing and door activator; replacement of handrails; installation of new ADA regulatory signage, and construction of ADA compliant parking spaces in the existing parking lot.

**Financing**

	Fund Type	Grant Year	Grant	Funded Amount	Drawn In Program Year	Drawn Thru Program Year
CDBG	EN	2018	B18UC340112	\$85,000.00	\$0.00	\$0.00
<b>Total</b>	<b>Total</b>			<b>\$85,000.00</b>	<b>\$0.00</b>	<b>\$0.00</b>

**Proposed Accomplishments**

Public Facilities : 1

**Actual Accomplishments**

Number assisted:

	<b>Owner</b>		<b>Renter</b>		<b>Total</b>		<b>Person</b>	
	Total	Hispanic	Total	Hispanic	Total	Hispanic	Total	Hispanic
White:	0	0	0	0	0	0	0	0
Black/African American:	0	0	0	0	0	0	0	0
Asian:	0	0	0	0	0	0	0	0
American Indian/Alaskan Native:	0	0	0	0	0	0	0	0
Native Hawaiian/Other Pacific Islander:	0	0	0	0	0	0	0	0
American Indian/Alaskan Native & White:	0	0	0	0	0	0	0	0
Asian White:	0	0	0	0	0	0	0	0
Black/African American & White:	0	0	0	0	0	0	0	0
American Indian/Alaskan Native & Black/African American:	0	0	0	0	0	0	0	0
Other multi-racial:	0	0	0	0	0	0	0	0
Asian/Pacific Islander:	0	0	0	0	0	0	0	0
Hispanic:	0	0	0	0	0	0	0	0
<b>Total:</b>	<b>0</b>	<b>0</b>	<b>0</b>	<b>0</b>	<b>0</b>	<b>0</b>	<b>0</b>	<b>0</b>
Female-headed Households:	0		0		0			



U.S. Department of Housing and Urban Development  
Office of Community Planning and Development  
Integrated Disbursement and Information System  
CDBG Activity Summary Report (GPR) for Program Year 2019  
PASSAIC COUNTY

Date: 03-Nov-2020

Time: 9:11

Page: 23

*Income Category:*

	<b>Owner</b>	<b>Renter</b>	<b>Total</b>	<b>Person</b>
Extremely Low	0	0	0	0
Low Mod	0	0	0	0
Moderate	0	0	0	0
Non Low Moderate	0	0	0	0
Total	0	0	0	0
Percent Low/Mod				

**Annual Accomplishments**

<b>Years</b>	<b>Accomplishment Narrative</b>	<b># Benefiting</b>
2018	The handicap access at the Community Center is in design. A final bid package will be ready for bidding this winter and construction will begin in the Spring 2020.	
2019	This project did not go out to bid. Awaiting final specs.	



U.S. Department of Housing and Urban Development  
 Office of Community Planning and Development  
 Integrated Disbursement and Information System  
 CDBG Activity Summary Report (GPR) for Program Year 2019  
 PASSAIC COUNTY

Date: 03-Nov-2020  
 Time: 9:11  
 Page: 24

**PGM Year:** 2018  
**Project:** 0005 - Pompton Lakes Curb Ramps  
**IDIS Activity:** 144 - Pompton Lakes Curb Ramps

**Status:** Completed 9/24/2020 11:25:11 AM  
**Location:** 25 Lenox Ave Pompton Lakes, NJ 07442-1769

**Objective:** Create suitable living environments  
**Outcome:** Availability/accessibility  
**Matrix Code:** Sidewalks (03L) **National Objective:** LMC

**Initial Funding Date:** 11/30/2018

**Description:**

Installation of Curb Ramps: Willard Street and Midland Ave.  
 North and South; Stiles Court; Section C: West Lenox Avenue and Hill Court West; West Lenox Avenue and Henderson Ct.; Hill Ct.  
 And Henderson Ct.

**Financing**

	Fund Type	Grant Year	Grant	Funded Amount	Drawn In Program Year	Drawn Thru Program Year
CDBG	EN	2018	B18UC340112	\$80,000.00	\$80,000.00	\$80,000.00
<b>Total</b>	<b>Total</b>			<b>\$80,000.00</b>	<b>\$80,000.00</b>	<b>\$80,000.00</b>

**Proposed Accomplishments**

People (General) : 5,000

**Actual Accomplishments**

Number assisted:

	Owner		Renter		Total		Person	
	Total	Hispanic	Total	Hispanic	Total	Hispanic	Total	Hispanic
White:	0	0	0	0	0	0	1,219	18
Black/African American:	0	0	0	0	0	0	0	0
Asian:	0	0	0	0	0	0	28	0
American Indian/Alaskan Native:	0	0	0	0	0	0	113	0
Native Hawaiian/Other Pacific Islander:	0	0	0	0	0	0	0	0
American Indian/Alaskan Native & White:	0	0	0	0	0	0	0	0
Asian White:	0	0	0	0	0	0	0	0
Black/African American & White:	0	0	0	0	0	0	24	0
American Indian/Alaskan Native & Black/African American:	0	0	0	0	0	0	0	0
Other multi-racial:	0	0	0	0	0	0	65	65
Asian/Pacific Islander:	0	0	0	0	0	0	0	0
Hispanic:	0	0	0	0	0	0	0	0
<b>Total:</b>	<b>0</b>	<b>0</b>	<b>0</b>	<b>0</b>	<b>0</b>	<b>0</b>	<b>1,449</b>	<b>83</b>



U.S. Department of Housing and Urban Development  
 Office of Community Planning and Development  
 Integrated Disbursement and Information System  
 CDBG Activity Summary Report (GPR) for Program Year 2019  
 PASSAIC COUNTY

Date: 03-Nov-2020  
 Time: 9:11  
 Page: 25

Female-headed Households: 0 0 0

*Income Category:*

	<b>Owner</b>	<b>Renter</b>	<b>Total</b>	<b>Person</b>
Extremely Low	0	0	0	0
Low Mod	0	0	0	0
Moderate	0	0	0	0
Non Low Moderate	0	0	0	1,449
<b>Total</b>	<b>0</b>	<b>0</b>	<b>0</b>	<b>1,449</b>
Percent Low/Mod				0.0%

**Annual Accomplishments**

<b>Years</b>	<b>Accomplishment Narrative</b>	<b># Benefiting</b>
2018	The curb ramp project was bid and awarded in August 2019. Work has begun.	
2019	Work was substantially completed in May 2020 but a final payment was not processed until September 2020 due to COVID. The beneficiaries have been counted in 2019.	





U.S. Department of Housing and Urban Development  
 Office of Community Planning and Development  
 Integrated Disbursement and Information System  
 CDBG Activity Summary Report (GPR) for Program Year 2019  
 PASSAIC COUNTY

Date: 03-Nov-2020  
 Time: 9:11  
 Page: 26

**PGM Year:** 2018  
**Project:** 0007 - West Milford - Recreation Center Accessibility  
**IDIS Activity:** 145 - West Milford Recreation Center ADA

**Status:** Open  
**Location:** 66 Cahill Cross Road West Milford, NJ 07480

**Objective:** Create suitable living environments  
**Outcome:** Availability/accessibility  
**Matrix Code:** Parks, Recreational Facilities (03F)      **National Objective:** LMC

**Initial Funding Date:** 11/30/2018

**Description:**

The West Milford Recreation Center was purchased in 2016 by the Township. It is used for seniors and adults with special needs (PRIDE). Project will replace outdated elevator components so seniors can reach the second floor: replace electronics; hydraulic power unit; operating panel and doors and equipment.

**Financing**

	Fund Type	Grant Year	Grant	Funded Amount	Drawn In Program Year	Drawn Thru Program Year
CDBG	EN	2018	B18UC340112	\$65,000.00	\$0.00	\$0.00
<b>Total</b>	<b>Total</b>			<b>\$65,000.00</b>	<b>\$0.00</b>	<b>\$0.00</b>

**Proposed Accomplishments**

Public Facilities : 1

**Actual Accomplishments**

Number assisted:

	Owner		Renter		Total		Person	
	Total	Hispanic	Total	Hispanic	Total	Hispanic	Total	Hispanic
White:	0	0	0	0	0	0	0	0
Black/African American:	0	0	0	0	0	0	0	0
Asian:	0	0	0	0	0	0	0	0
American Indian/Alaskan Native:	0	0	0	0	0	0	0	0
Native Hawaiian/Other Pacific Islander:	0	0	0	0	0	0	0	0
American Indian/Alaskan Native & White:	0	0	0	0	0	0	0	0
Asian White:	0	0	0	0	0	0	0	0
Black/African American & White:	0	0	0	0	0	0	0	0
American Indian/Alaskan Native & Black/African American:	0	0	0	0	0	0	0	0
Other multi-racial:	0	0	0	0	0	0	0	0
Asian/Pacific Islander:	0	0	0	0	0	0	0	0
Hispanic:	0	0	0	0	0	0	0	0
<b>Total:</b>	<b>0</b>	<b>0</b>	<b>0</b>	<b>0</b>	<b>0</b>	<b>0</b>	<b>0</b>	<b>0</b>



U.S. Department of Housing and Urban Development  
Office of Community Planning and Development  
Integrated Disbursement and Information System  
CDBG Activity Summary Report (GPR) for Program Year 2019  
PASSAIC COUNTY

Date: 03-Nov-2020

Time: 9:11

Page: 27

Female-headed Households: 0 0 0

*Income Category:*

	<b>Owner</b>	<b>Renter</b>	<b>Total</b>	<b>Person</b>
Extremely Low	0	0	0	0
Low Mod	0	0	0	0
Moderate	0	0	0	0
Non Low Moderate	0	0	0	0
Total	0	0	0	0

Percent Low/Mod

**Annual Accomplishments**

<b>Years</b>	<b>Accomplishment Narrative</b>	<b># Benefiting</b>
2018	Specifications for the Elevator have been developed and the project will be put out to bid in Fy2019	
2019	Bid was awarded Dec 4, 2019. Elevator parts are on order. Work is expected to be done in October. This project is tied to activity 101.	



U.S. Department of Housing and Urban Development  
 Office of Community Planning and Development  
 Integrated Disbursement and Information System  
 CDBG Activity Summary Report (GPR) for Program Year 2019  
 PASSAIC COUNTY

Date: 03-Nov-2020  
 Time: 9:11  
 Page: 28

**PGM Year:** 2018  
**Project:** 0006 - Totowa Sewer Lining along Williams Place  
**IDIS Activity:** 146 - Totowas Sewer lining Williams Place

**Status:** Completed 6/5/2020 2:03:11 PM  
**Location:** 60 William Pl Totowa, NJ 07512-2671

**Objective:** Create suitable living environments  
**Outcome:** Availability/accessibility  
**Matrix Code:** Water/Sewer Improvements (03J)      **National Objective:** LMA

**Initial Funding Date:** 11/30/2018

**Description:**

Installation of cured-in-place pipe liner and sealing of manholes, along the length of the sanitary sewer line to be rehabilitated.  
 Seal sanitary sewer lateral connections at the main, and rehab of sanitary manholes within the project limits.  
 70+ year old clay pipes, brick manholes.

**Financing**


	Fund Type	Grant Year	Grant	Funded Amount	Drawn In Program Year	Drawn Thru Program Year
CDBG	EN	2018	B18UC340112	\$85,233.00	\$85,233.00	\$85,233.00
<b>Total</b>	<b>Total</b>			<b>\$85,233.00</b>	<b>\$85,233.00</b>	<b>\$85,233.00</b>

**Proposed Accomplishments**

Total Population in Service Area: 1,345  
 Census Tract Percent Low / Mod: 56.88

**Annual Accomplishments**

Years	Accomplishment Narrative	# Benefitting
2018	See activity 128. Work is nearly completed.	
2019	project is complete. See 2017 activity 128	



U.S. Department of Housing and Urban Development  
 Office of Community Planning and Development  
 Integrated Disbursement and Information System  
 CDBG Activity Summary Report (GPR) for Program Year 2019  
 PASSAIC COUNTY

Date: 03-Nov-2020  
 Time: 9:11  
 Page: 29

**PGM Year:** 2018  
**Project:** 0008 - Woodland Park - Library accessibility  
**IDIS Activity:** 147 - Woodland Park - Library

**Status:** Open  
**Location:** 7 Brophy Ln Woodland Park, NJ 07424-2752

**Objective:** Create suitable living environments

**Outcome:** Availability/accessibility

**Matrix Code:** Neighborhood Facilities (03E)

**National Objective:** LMC

**Initial Funding Date:** 11/30/2018

**Description:**

Replace all existing doors; replace associated framing and glass with new storefronts and ADA accessible doors, installation of the doors will include new remote actuators and door openers which will require electrical work to complete.  
 In addition, the project includes reconstruction of an ADA compliant parking space to comply with regulatory slopes and installation of compliant curbs, ramps and proper signage.

**Financing**

	Fund Type	Grant Year	Grant	Funded Amount	Drawn In Program Year	Drawn Thru Program Year
CDBG	EN	2018	B18UC340112	\$75,000.00	\$0.00	\$0.00
<b>Total</b>	<b>Total</b>			<b>\$75,000.00</b>	<b>\$0.00</b>	<b>\$0.00</b>

**Proposed Accomplishments**

Public Facilities : 1

**Actual Accomplishments**

Number assisted:

	Owner		Renter		Total		Person	
	Total	Hispanic	Total	Hispanic	Total	Hispanic	Total	Hispanic
White:	0	0	0	0	0	0	0	0
Black/African American:	0	0	0	0	0	0	0	0
Asian:	0	0	0	0	0	0	0	0
American Indian/Alaskan Native:	0	0	0	0	0	0	0	0
Native Hawaiian/Other Pacific Islander:	0	0	0	0	0	0	0	0
American Indian/Alaskan Native & White:	0	0	0	0	0	0	0	0
Asian White:	0	0	0	0	0	0	0	0
Black/African American & White:	0	0	0	0	0	0	0	0
American Indian/Alaskan Native & Black/African American:	0	0	0	0	0	0	0	0
Other multi-racial:	0	0	0	0	0	0	0	0
Asian/Pacific Islander:	0	0	0	0	0	0	0	0
Hispanic:	0	0	0	0	0	0	0	0
<b>Total:</b>	<b>0</b>	<b>0</b>	<b>0</b>	<b>0</b>	<b>0</b>	<b>0</b>	<b>0</b>	<b>0</b>



U.S. Department of Housing and Urban Development  
Office of Community Planning and Development  
Integrated Disbursement and Information System  
CDBG Activity Summary Report (GPR) for Program Year 2019  
PASSAIC COUNTY

Date: 03-Nov-2020

Time: 9:11

Page: 30

Female-headed Households:

0 0 0

*Income Category:*

	<b>Owner</b>	<b>Renter</b>	<b>Total</b>	<b>Person</b>
Extremely Low	0	0	0	0
Low Mod	0	0	0	0
Moderate	0	0	0	0
Non Low Moderate	0	0	0	0
Total	0	0	0	0

Percent Low/Mod

**Annual Accomplishments**

<b>Years</b>	<b>Accomplishment Narrative</b>	<b># Benefiting</b>
2018	No progress was made on this activity.	
2019	The library wants to make this part of a larger project for which they have applied for grant funds. The award of those funds has been delayed by COVID. Awards are expected to be announced in October at which time the library will finalize design, with our without the larger project, and go out to bid.	



U.S. Department of Housing and Urban Development  
 Office of Community Planning and Development  
 Integrated Disbursement and Information System  
 CDBG Activity Summary Report (GPR) for Program Year 2019  
 PASSAIC COUNTY

Date: 03-Nov-2020  
 Time: 9:11  
 Page: 31

**PGM Year:** 2017  
**Project:** 0006 - Borough of Wanaque Handicap curb ramps  
**IDIS Activity:** 148 - Wanaque handicap curb ramps

**Status:** Completed 2/20/2020 10:17:29 AM  
**Location:** 579 Ringwood Ave Wanaque, NJ 07465-2013  
**Objective:** Create suitable living environments  
**Outcome:** Availability/accessibility  
**Matrix Code:** Sidewalks (03L) **National Objective:** LMC

**Initial Funding Date:** 12/03/2018

**Description:**  
 Construction of handicap curb ramps at various locations

**Financing**

	Fund Type	Grant Year	Grant	Funded Amount	Drawn In Program Year	Drawn Thru Program Year
CDBG	EN	2017	B17UC340112	\$42,100.00	\$42,100.00	\$42,100.00
<b>Total</b>	<b>Total</b>			<b>\$42,100.00</b>	<b>\$42,100.00</b>	<b>\$42,100.00</b>

**Proposed Accomplishments**

People (General) : 1,055

**Actual Accomplishments**

*Number assisted:*

	<b>Owner</b>		<b>Renter</b>		<b>Total</b>		<b>Person</b>	
	Total	Hispanic	Total	Hispanic	Total	Hispanic	Total	Hispanic
White:	0	0	0	0	0	0	968	24
Black/African American:	0	0	0	0	0	0	24	0
Asian:	0	0	0	0	0	0	8	0
American Indian/Alaskan Native:	0	0	0	0	0	0	0	0
Native Hawaiian/Other Pacific Islander:	0	0	0	0	0	0	0	0
American Indian/Alaskan Native & White:	0	0	0	0	0	0	0	0
Asian White:	0	0	0	0	0	0	0	0
Black/African American & White:	0	0	0	0	0	0	0	0
American Indian/Alaskan Native & Black/African American:	0	0	0	0	0	0	0	0
Other multi-racial:	0	0	0	0	0	0	55	55
Asian/Pacific Islander:	0	0	0	0	0	0	0	0
Hispanic:	0	0	0	0	0	0	0	0
<b>Total:</b>	<b>0</b>	<b>0</b>	<b>0</b>	<b>0</b>	<b>0</b>	<b>0</b>	<b>1,055</b>	<b>79</b>
Female-headed Households:	0		0		0			



U.S. Department of Housing and Urban Development  
Office of Community Planning and Development  
Integrated Disbursement and Information System  
CDBG Activity Summary Report (GPR) for Program Year 2019  
PASSAIC COUNTY

Date: 03-Nov-2020

Time: 9:11

Page: 32

*Income Category:*

	<b>Owner</b>	<b>Renter</b>	<b>Total</b>	<b>Person</b>
Extremely Low	0	0	0	0
Low Mod	0	0	0	0
Moderate	0	0	0	1,055
Non Low Moderate	0	0	0	0
Total	0	0	0	1,055
Percent Low/Mod				100.0%

**Annual Accomplishments**

<b>Years</b>	<b>Accomplishment Narrative</b>	<b># Benefitting</b>
2018	A contract was awarded by council on April 4 2019 for the installation of curb ramps. Work is underway.	
2019	The ramps are complete. Final payment made in early 2020	



U.S. Department of Housing and Urban Development  
 Office of Community Planning and Development  
 Integrated Disbursement and Information System  
 CDBG Activity Summary Report (GPR) for Program Year 2019  
 PASSAIC COUNTY

Date: 03-Nov-2020  
 Time: 9:11  
 Page: 33

**PGM Year:** 2018  
**Project:** 0011 - Home Care Options  
**IDIS Activity:** 150 - Home Care

**Status:** Open  
**Location:** 783 Riverview Dr Totowa, NJ 07512-1717

**Objective:** Create suitable living environments  
**Outcome:** Availability/accessibility  
**Matrix Code:** Senior Services (05A)

**National Objective:** LMC

**Initial Funding Date:** 01/11/2019

**Description:**

Serve 90 new lowmod income clients over 12 month period.  
 Will enhance existing Volunteer Shopping Program which provides assistance to homebound seniors to maintain their independence through assistance with shopping and securing medications.  
 The enhanced Visiting Shopper Plus Program will include a field social worker who will assess clients for activities of daily living health issues.  
 Appropriate referrals will be made to secure support services to ensure that seniors can remain in their homes.  
 Grant will pay for Social Worker (\$9000 and Community Outreach Worker \$6,000).

**Financing**

	Fund Type	Grant Year	Grant	Funded Amount	Drawn In Program Year	Drawn Thru Program Year
CDBG	EN	2018	B18UC340112	\$15,000.00	\$5,475.00	\$14,125.00
<b>Total</b>	<b>Total</b>			<b>\$15,000.00</b>	<b>\$5,475.00</b>	<b>\$14,125.00</b>

**Proposed Accomplishments**


People (General) : 90

**Actual Accomplishments**

Number assisted:

	Owner		Renter		Total		Person	
	Total	Hispanic	Total	Hispanic	Total	Hispanic	Total	Hispanic
White:	0	0	0	0	0	0	37	0
Black/African American:	0	0	0	0	0	0	0	0
Asian:	0	0	0	0	0	0	1	0
American Indian/Alaskan Native:	0	0	0	0	0	0	0	0
Native Hawaiian/Other Pacific Islander:	0	0	0	0	0	0	0	0
American Indian/Alaskan Native & White:	0	0	0	0	0	0	0	0
Asian White:	0	0	0	0	0	0	0	0
Black/African American & White:	0	0	0	0	0	0	0	0
American Indian/Alaskan Native & Black/African American:	0	0	0	0	0	0	0	0
Other multi-racial:	0	0	0	0	0	0	0	0
Asian/Pacific Islander:	0	0	0	0	0	0	0	0





U.S. Department of Housing and Urban Development  
 Office of Community Planning and Development  
 Integrated Disbursement and Information System  
 CDBG Activity Summary Report (GPR) for Program Year 2019  
 PASSAIC COUNTY

Date: 03-Nov-2020  
 Time: 9:11  
 Page: 34

Hispanic:	0	0	0	0	0	0	0	0	0
<b>Total:</b>	<b>0</b>	<b>0</b>	<b>0</b>	<b>0</b>	<b>0</b>	<b>0</b>	<b>0</b>	<b>38</b>	<b>0</b>

Female-headed Households: 0 0 0 0 0 0 0 0 0

*Income Category:*

	Owner	Renter	Total	Person
Extremely Low	0	0	0	0
Low Mod	0	0	0	37
Moderate	0	0	0	0
Non Low Moderate	0	0	0	0
Total	0	0	0	37
Percent Low/Mod				100.0%

**Annual Accomplishments**

<b>Years</b>	<b>Accomplishment Narrative</b>	<b># Benefitting</b>
2018	The visiting homemaker service provided assistance to 31 un-duplicated home-bound seniors since January 2018. Services were provided 172 times.	
2019	HOME CARE OPTIONS continued providing services to low income seniors in 2019. A total of 37 persons were served.	



U.S. Department of Housing and Urban Development  
 Office of Community Planning and Development  
 Integrated Disbursement and Information System  
 CDBG Activity Summary Report (GPR) for Program Year 2019  
 PASSAIC COUNTY

Date: 03-Nov-2020  
 Time: 9:11  
 Page: 35

**PGM Year:** 2019  
**Project:** 0001 - Administration  
**IDIS Activity:** 151 - Administration- salaries

**Status:** Completed 8/29/2020 12:00:00 AM  
**Location:** ,

**Objective:**  
**Outcome:**  
**Matrix Code:** General Program Administration (21A)      **National Objective:**

**Initial Funding Date:** 10/28/2019

**Description:**  
 On going program administration, oversight and management.

**Financing**

	Fund Type	Grant Year	Grant	Funded Amount	Drawn In Program Year	Drawn Thru Program Year
CDBG	EN	2019	B19UC340112	\$87,046.00	\$87,046.00	\$87,046.00
<b>Total</b>	<b>Total</b>			<b>\$87,046.00</b>	<b>\$87,046.00</b>	<b>\$87,046.00</b>

**Proposed Accomplishments**


**Actual Accomplishments**

*Number assisted:*

	<b>Owner</b>		<b>Renter</b>		<b>Total</b>		<b>Person</b>	
	Total	Hispanic	Total	Hispanic	Total	Hispanic	Total	Hispanic
White:					0	0		
Black/African American:					0	0		
Asian:					0	0		
American Indian/Alaskan Native:					0	0		
Native Hawaiian/Other Pacific Islander:					0	0		
American Indian/Alaskan Native & White:					0	0		
Asian White:					0	0		
Black/African American & White:					0	0		
American Indian/Alaskan Native & Black/African American:					0	0		
Other multi-racial:					0	0		
Asian/Pacific Islander:					0	0		
Hispanic:					0	0		
<b>Total:</b>	<b>0</b>	<b>0</b>	<b>0</b>	<b>0</b>	<b>0</b>	<b>0</b>	<b>0</b>	<b>0</b>
Female-headed Households:					0			

*Income Category:*

**Owner    Renter    Total    Person**



U.S. Department of Housing and Urban Development  
Office of Community Planning and Development  
Integrated Disbursement and Information System  
CDBG Activity Summary Report (GPR) for Program Year 2019  
PASSAIC COUNTY

Date: 03-Nov-2020

Time: 9:11

Page: 36

Extremely Low			0	
Low Mod			0	
Moderate			0	
Non Low Moderate			0	
Total	0	0	0	0
Percent Low/Mod				

**Annual Accomplishments**

No data returned for this view. This might be because the applied filter excludes all data.



U.S. Department of Housing and Urban Development  
 Office of Community Planning and Development  
 Integrated Disbursement and Information System  
 CDBG Activity Summary Report (GPR) for Program Year 2019  
 PASSAIC COUNTY

Date: 03-Nov-2020  
 Time: 9:11  
 Page: 37

**PGM Year:** 2019  
**Project:** 0001 - Administration  
**IDIS Activity:** 152 - Administration - consultant

**Status:** Open  
**Location:** ,

**Objective:**  
**Outcome:**  
**Matrix Code:** General Program Administration (21A)      **National Objective:**

**Initial Funding Date:** 11/19/2019

**Description:**

Services from 3rd party vendor to provide Technical Assistance as well as preparation of Action Plan, ERR, and CAPER.

**Financing**

	Fund Type	Grant Year	Grant	Funded Amount	Drawn In Program Year	Drawn Thru Program Year
CDBG	EN	2019	B19UC340112	\$80,000.00	\$23,430.00	\$23,430.00
<b>Total</b>	<b>Total</b>			<b>\$80,000.00</b>	<b>\$23,430.00</b>	<b>\$23,430.00</b>

**Proposed Accomplishments**


**Actual Accomplishments**

*Number assisted:*

	<b>Owner</b>		<b>Renter</b>		<b>Total</b>		<b>Person</b>	
	Total	Hispanic	Total	Hispanic	Total	Hispanic	Total	Hispanic
White:					0	0		
Black/African American:					0	0		
Asian:					0	0		
American Indian/Alaskan Native:					0	0		
Native Hawaiian/Other Pacific Islander:					0	0		
American Indian/Alaskan Native & White:					0	0		
Asian White:					0	0		
Black/African American & White:					0	0		
American Indian/Alaskan Native & Black/African American:					0	0		
Other multi-racial:					0	0		
Asian/Pacific Islander:					0	0		
Hispanic:					0	0		
<b>Total:</b>	<b>0</b>	<b>0</b>	<b>0</b>	<b>0</b>	<b>0</b>	<b>0</b>	<b>0</b>	<b>0</b>
Female-headed Households:					0			

*Income Category:*

**Owner    Renter    Total            Person**



U.S. Department of Housing and Urban Development  
Office of Community Planning and Development  
Integrated Disbursement and Information System  
CDBG Activity Summary Report (GPR) for Program Year 2019  
PASSAIC COUNTY

Date: 03-Nov-2020

Time: 9:11

Page: 38

Extremely Low			0	
Low Mod			0	
Moderate			0	
Non Low Moderate			0	
Total	0	0	0	0
Percent Low/Mod				

**Annual Accomplishments**

No data returned for this view. This might be because the applied filter excludes all data.



U.S. Department of Housing and Urban Development  
 Office of Community Planning and Development  
 Integrated Disbursement and Information System  
 CDBG Activity Summary Report (GPR) for Program Year 2019  
 PASSAIC COUNTY

Date: 03-Nov-2020  
 Time: 9:11  
 Page: 39

**PGM Year:** 2019  
**Project:** 0001 - Administration  
**IDIS Activity:** 153 - Administration - advertising

**Status:** Open  
**Location:** ,

**Objective:**  
**Outcome:**  
**Matrix Code:** Public Information (21C) **National Objective:**

**Initial Funding Date:** 11/19/2019

**Description:**  
 Costs associated with advertising and printing of documents for public information

**Financing**

	Fund Type	Grant Year	Grant	Funded Amount	Drawn In Program Year	Drawn Thru Program Year
CDBG	EN	2019	B19UC340112	\$3,000.00	\$776.90	\$776.90
<b>Total</b>	<b>Total</b>			<b>\$3,000.00</b>	<b>\$776.90</b>	<b>\$776.90</b>

**Proposed Accomplishments**


**Actual Accomplishments**

*Number assisted:*

	<b>Owner</b>		<b>Renter</b>		<b>Total</b>		<b>Person</b>	
	Total	Hispanic	Total	Hispanic	Total	Hispanic	Total	Hispanic
White:					0	0		
Black/African American:					0	0		
Asian:					0	0		
American Indian/Alaskan Native:					0	0		
Native Hawaiian/Other Pacific Islander:					0	0		
American Indian/Alaskan Native & White:					0	0		
Asian White:					0	0		
Black/African American & White:					0	0		
American Indian/Alaskan Native & Black/African American:					0	0		
Other multi-racial:					0	0		
Asian/Pacific Islander:					0	0		
Hispanic:					0	0		
<b>Total:</b>	<b>0</b>	<b>0</b>	<b>0</b>	<b>0</b>	<b>0</b>	<b>0</b>	<b>0</b>	<b>0</b>
Female-headed Households:					0			

*Income Category:*

**Owner    Renter    Total    Person**



U.S. Department of Housing and Urban Development  
Office of Community Planning and Development  
Integrated Disbursement and Information System  
CDBG Activity Summary Report (GPR) for Program Year 2019  
PASSAIC COUNTY

Date: 03-Nov-2020

Time: 9:11

Page: 40

Extremely Low			0	
Low Mod			0	
Moderate			0	
Non Low Moderate			0	
Total	0	0	0	0
Percent Low/Mod				

**Annual Accomplishments**

No data returned for this view. This might be because the applied filter excludes all data.



U.S. Department of Housing and Urban Development  
 Office of Community Planning and Development  
 Integrated Disbursement and Information System  
 CDBG Activity Summary Report (GPR) for Program Year 2019  
 PASSAIC COUNTY

Date: 03-Nov-2020  
 Time: 9:11  
 Page: 41

**PGM Year:** 2019  
**Project:** 0001 - Administration  
**IDIS Activity:** 154 - Administration - printing

Status: Open  
 Location: ,

Objective:  
 Outcome:  
 Matrix Code: General Program Administration (21A)      National Objective:

**Initial Funding Date:** 01/09/2020

**Description:**  
 Printing and copying costs associated with program activities and public outreach

**Financing**

	Fund Type	Grant Year	Grant	Funded Amount	Drawn In Program Year	Drawn Thru Program Year
CDBG	EN	2019	B19UC340112	\$2,000.00	\$1,482.40	\$1,482.40
<b>Total</b>	<b>Total</b>			<b>\$2,000.00</b>	<b>\$1,482.40</b>	<b>\$1,482.40</b>

**Proposed Accomplishments**

**Actual Accomplishments**

*Number assisted:*

	Owner		Renter		Total		Person	
	Total	Hispanic	Total	Hispanic	Total	Hispanic	Total	Hispanic
White:					0	0		
Black/African American:					0	0		
Asian:					0	0		
American Indian/Alaskan Native:					0	0		
Native Hawaiian/Other Pacific Islander:					0	0		
American Indian/Alaskan Native & White:					0	0		
Asian White:					0	0		
Black/African American & White:					0	0		
American Indian/Alaskan Native & Black/African American:					0	0		
Other multi-racial:					0	0		
Asian/Pacific Islander:					0	0		
Hispanic:					0	0		
<b>Total:</b>	<b>0</b>	<b>0</b>	<b>0</b>	<b>0</b>	<b>0</b>	<b>0</b>	<b>0</b>	<b>0</b>
Female-headed Households:					0			

*Income Category:*

**Owner    Renter    Total    Person**





U.S. Department of Housing and Urban Development  
Office of Community Planning and Development  
Integrated Disbursement and Information System  
CDBG Activity Summary Report (GPR) for Program Year 2019  
PASSAIC COUNTY

Date: 03-Nov-2020

Time: 9:11

Page: 42

Extremely Low			0	
Low Mod			0	
Moderate			0	
Non Low Moderate			0	
Total	0	0	0	0
Percent Low/Mod				

**Annual Accomplishments**

No data returned for this view. This might be because the applied filter excludes all data.



U.S. Department of Housing and Urban Development  
 Office of Community Planning and Development  
 Integrated Disbursement and Information System  
 CDBG Activity Summary Report (GPR) for Program Year 2019  
 PASSAIC COUNTY

Date: 03-Nov-2020  
 Time: 9:11  
 Page: 43

**PGM Year:** 2019  
**Project:** 0011 - Home Care Options  
**IDIS Activity:** 155 - Home Care Options

**Status:** Open  
**Location:** 783 Riverview Dr Totowa, NJ 07512-1717

**Objective:** Create suitable living environments  
**Outcome:** Availability/accessibility  
**Matrix Code:** Senior Services (05A)

**National Objective:** LMC

**Initial Funding Date:** 01/09/2020

**Description:**  
 Salary for field Social Worker who will make 10 home visits per month to assess needs of elderly for Volunteer Home Shopper, Transportation and other needs.

**Financing**

	Fund Type	Grant Year	Grant	Funded Amount	Drawn In Program Year	Drawn Thru Program Year
CDBG	EN	2019	B19UC340112	\$15,000.00	\$5,025.00	\$5,025.00
<b>Total</b>	<b>Total</b>			<b>\$15,000.00</b>	<b>\$5,025.00</b>	<b>\$5,025.00</b>


**Proposed Accomplishments**

People (General) : 50

**Actual Accomplishments**

*Number assisted:*

	<b>Owner</b>		<b>Renter</b>		<b>Total</b>		<b>Person</b>	
	Total	Hispanic	Total	Hispanic	Total	Hispanic	Total	Hispanic
White:	0	0	0	0	0	0		0
Black/African American:	0	0	0	0	0	0	0	0
Asian:	0	0	0	0	0	0	0	0
American Indian/Alaskan Native:	0	0	0	0	0	0	0	0
Native Hawaiian/Other Pacific Islander:	0	0	0	0	0	0	0	0
American Indian/Alaskan Native & White:	0	0	0	0	0	0	0	0
Asian White:	0	0	0	0	0	0	0	0
Black/African American & White:	0	0	0	0	0	0	0	0
American Indian/Alaskan Native & Black/African American:	0	0	0	0	0	0	0	0
Other multi-racial:	0	0	0	0	0	0	0	0
Asian/Pacific Islander:	0	0	0	0	0	0	0	0
Hispanic:	0	0	0	0	0	0	0	0
<b>Total:</b>	<b>0</b>	<b>0</b>	<b>0</b>	<b>0</b>	<b>0</b>	<b>0</b>	<b>0</b>	<b>0</b>
Female-headed Households:	0		0		0			



U.S. Department of Housing and Urban Development  
Office of Community Planning and Development  
Integrated Disbursement and Information System  
CDBG Activity Summary Report (GPR) for Program Year 2019  
PASSAIC COUNTY

Date: 03-Nov-2020

Time: 9:11


Page: 44

*Income Category:*

	<b>Owner</b>	<b>Renter</b>	<b>Total</b>	<b>Person</b>
Extremely Low	0	0	0	0
Low Mod	0	0	0	0
Moderate	0	0	0	0
Non Low Moderate	0	0	0	0
Total	0	0	0	0
Percent Low/Mod				

**Annual Accomplishments**

<b>Years</b>	<b>Accomplishment Narrative</b>	<b># Benefitting</b>
2019	Home Care Options provided services to clients in 2019 but continued to utilize 2018 funding as well.	



U.S. Department of Housing and Urban Development  
 Office of Community Planning and Development  
 Integrated Disbursement and Information System  
 CDBG Activity Summary Report (GPR) for Program Year 2019  
 PASSAIC COUNTY

Date: 03-Nov-2020  
 Time: 9:11  
 Page: 45

**PGM Year:** 2019  
**Project:** 0010 - County Court Appointed Special Advocates (CASA)  
**IDIS Activity:** 156 - CASA

**Status:** Completed 7/15/2020 4:33:50 PM      **Objective:** Create suitable living environments  
**Location:** 415 Hamburg Tpke Wayne, NJ 07470-2129      **Outcome:** Availability/accessibility  
**Matrix Code:** Abused and Neglected Children (05N)      **National Objective:** LMC

**Initial Funding Date:** 01/09/2020

**Description:**

CASA volunteers provided abused children in foster care with advocacy services.  
 CDBG funds support the paid volunteer coordinator who screens, trains and provides support to volunteers.

**Financing**

	Fund Type	Grant Year	Grant	Funded Amount	Drawn In Program Year	Drawn Thru Program Year
CDBG	EN	2019	B19UC340112	\$15,000.00	\$15,000.00	\$15,000.00
<b>Total</b>	<b>Total</b>			<b>\$15,000.00</b>	<b>\$15,000.00</b>	<b>\$15,000.00</b>

**Proposed Accomplishments**

People (General) : 10

**Actual Accomplishments**

Number assisted:

	Owner		Renter		Total		Person	
	Total	Hispanic	Total	Hispanic	Total	Hispanic	Total	Hispanic
White:	0	0	0	0	0	0	14	10
Black/African American:	0	0	0	0	0	0	7	0
Asian:	0	0	0	0	0	0	0	0
American Indian/Alaskan Native:	0	0	0	0	0	0	0	0
Native Hawaiian/Other Pacific Islander:	0	0	0	0	0	0	0	0
American Indian/Alaskan Native & White:	0	0	0	0	0	0	0	0
Asian White:	0	0	0	0	0	0	0	0
Black/African American & White:	0	0	0	0	0	0	0	0
American Indian/Alaskan Native & Black/African American:	0	0	0	0	0	0	0	0
Other multi-racial:	0	0	0	0	0	0	0	0
Asian/Pacific Islander:	0	0	0	0	0	0	0	0
Hispanic:	0	0	0	0	0	0	0	0
<b>Total:</b>	<b>0</b>	<b>0</b>	<b>0</b>	<b>0</b>	<b>0</b>	<b>0</b>	<b>21</b>	<b>10</b>
Female-headed Households:	0		0		0			



U.S. Department of Housing and Urban Development  
Office of Community Planning and Development  
Integrated Disbursement and Information System  
CDBG Activity Summary Report (GPR) for Program Year 2019  
PASSAIC COUNTY

Date: 03-Nov-2020

Time: 9:11

Page: 46

*Income Category:*

	<b>Owner</b>	<b>Renter</b>	<b>Total</b>	<b>Person</b>
Extremely Low	0	0	0	21
Low Mod	0	0	0	0
Moderate	0	0	0	0
Non Low Moderate	0	0	0	0
Total	0	0	0	21
Percent Low/Mod				100.0%

**Annual Accomplishments**

<b>Years</b>	<b>Accomplishment Narrative</b>	<b># Benefiting</b>
2019	CASA assisted 21 unduplicated youth in foster care.	



U.S. Department of Housing and Urban Development  
 Office of Community Planning and Development  
 Integrated Disbursement and Information System  
 CDBG Activity Summary Report (GPR) for Program Year 2019  
 PASSAIC COUNTY

Date: 03-Nov-2020  
 Time: 9:11  
 Page: 47

**PGM Year:** 2019  
**Project:** 0002 - Borough of Bloomingdale Union Ave. Sidewalk accessibility  
**IDIS Activity:** 157 - Bloomingdale - Union Ave. Sidewalk improvements

**Status:** Open  
**Location:** 19 Union Ave Bloomingdale, NJ 07403-1712

**Objective:** Create suitable living environments  
**Outcome:** Sustainability  
**Matrix Code:** Sidewalks (03L) **National Objective:** LMA

**Initial Funding Date:** 01/09/2020

**Description:**

Sidewalks will be reconstructed between Oak Street and Hamburg Turnpike.  
 Handicap accessible curbs will also be constructed.

**Financing**


	Fund Type	Grant Year	Grant	Funded Amount	Drawn In Program Year	Drawn Thru Program Year
CDBG	EN	2019	B19UC340112	\$75,000.00	\$0.00	\$0.00
<b>Total</b>	<b>Total</b>			<b>\$75,000.00</b>	<b>\$0.00</b>	<b>\$0.00</b>

**Proposed Accomplishments**

People (General) : 2,145  
 Total Population in Service Area: 2,145  
 Census Tract Percent Low / Mod: 53.15

**Annual Accomplishments**

Years	Accomplishment Narrative	# Benefitting
2019	There has been no movement on this project.	



U.S. Department of Housing and Urban Development  
Office of Community Planning and Development  
Integrated Disbursement and Information System  
CDBG Activity Summary Report (GPR) for Program Year 2019  
PASSAIC COUNTY

Date: 03-Nov-2020  
Time: 9:11  
Page: 48

**PGM Year:** 2019  
**Project:** 0003 - Borough of Haledon - Bernard Ave. Street Improvements  
**IDIS Activity:** 158 - Haledon - Bernard Ave. Street Improvements

**Status:** Canceled 6/5/2020 2:52:15 PM  
**Location:** 6 Bernard Ave Haledon, NJ 07508-1526  
**Objective:** Create suitable living environments  
**Outcome:** Sustainability  
**Matrix Code:** Street Improvements (03K)  
**National Objective:** LMA


**Initial Funding Date:** 01/09/2020

**Description:**  
Reconstruction from Burhans Ave to N.  
15th St.

**Financing**  
No data returned for this view. This might be because the applied filter excludes all data.

**Proposed Accomplishments**

**Annual Accomplishments**  
No data returned for this view. This might be because the applied filter excludes all data.



U.S. Department of Housing and Urban Development  
 Office of Community Planning and Development  
 Integrated Disbursement and Information System  
 CDBG Activity Summary Report (GPR) for Program Year 2019  
 PASSAIC COUNTY

Date: 03-Nov-2020  
 Time: 9:11  
 Page: 49

**PGM Year:** 2019  
**Project:** 0004 - Borough of Hawthorne Construction of ADA Ramps  
**IDIS Activity:** 159 - Hawthorne - Handicap curb ramps

**Status:** Open  
**Location:** 445 Lafayette Ave Hawthorne, NJ 07506-2551  
**Objective:** Create suitable living environments  
**Outcome:** Availability/accessibility  
**Matrix Code:** Sidewalks (03L) **National Objective:** LMC

**Initial Funding Date:** 01/09/2020

**Description:**  
 Construction of 17 handicap accessible curb ramps at various locations

**Financing**

	Fund Type	Grant Year	Grant	Funded Amount	Drawn In Program Year	Drawn Thru Program Year
CDBG	EN	2019	B19UC340112	\$55,000.00	\$0.00	\$0.00
<b>Total</b>	<b>Total</b>			<b>\$55,000.00</b>	<b>\$0.00</b>	<b>\$0.00</b>

**Proposed Accomplishments**


Public Facilities : 17

**Actual Accomplishments**

Number assisted:

	Owner		Renter		Total		Person	
	Total	Hispanic	Total	Hispanic	Total	Hispanic	Total	Hispanic
White:	0	0	0	0	0	0		0
Black/African American:	0	0	0	0	0	0	0	0
Asian:	0	0	0	0	0	0	0	0
American Indian/Alaskan Native:	0	0	0	0	0	0	0	0
Native Hawaiian/Other Pacific Islander:	0	0	0	0	0	0	0	0
American Indian/Alaskan Native & White:	0	0	0	0	0	0	0	0
Asian White:	0	0	0	0	0	0	0	0
Black/African American & White:	0	0	0	0	0	0	0	0
American Indian/Alaskan Native & Black/African American:	0	0	0	0	0	0	0	0
Other multi-racial:	0	0	0	0	0	0	0	0
Asian/Pacific Islander:	0	0	0	0	0	0	0	0
Hispanic:	0	0	0	0	0	0	0	0
<b>Total:</b>	<b>0</b>	<b>0</b>	<b>0</b>	<b>0</b>	<b>0</b>	<b>0</b>	<b>0</b>	<b>0</b>
Female-headed Households:	0		0		0			





U.S. Department of Housing and Urban Development  
Office of Community Planning and Development  
Integrated Disbursement and Information System  
CDBG Activity Summary Report (GPR) for Program Year 2019  
PASSAIC COUNTY

Date: 03-Nov-2020

Time: 9:11

Page: 50

*Income Category:*

	<b>Owner</b>	<b>Renter</b>	<b>Total</b>	<b>Person</b>
Extremely Low	0	0	0	0
Low Mod	0	0	0	0
Moderate	0	0	0	0
Non Low Moderate	0	0	0	0
Total	0	0	0	0
Percent Low/Mod				

**Annual Accomplishments**

<b>Years</b>	<b>Accomplishment Narrative</b>	<b># Benefitting</b>
2019	The project was bid in the early spring 2020. Bids were received May 28 and awarded to DLS Construction June 3, 2020. Work is underway and expected to be completed in October, 2020.	



U.S. Department of Housing and Urban Development  
 Office of Community Planning and Development  
 Integrated Disbursement and Information System  
 CDBG Activity Summary Report (GPR) for Program Year 2019  
 PASSAIC COUNTY

Date: 03-Nov-2020  
 Time: 9:11  
 Page: 51

**PGM Year:** 2019  
**Project:** 0005 - Township of Little Falls Micklejohn Ave. Street Improvements  
**IDIS Activity:** 160 - Township of Little Falls - Micklejohn Street improvements

**Status:** Open  
**Location:** 1 Micklejohn Ave Little Falls, NJ 07424-1023  
**Objective:** Create suitable living environments  
**Outcome:** Sustainability  
**Matrix Code:** Street Improvements (03K) **National Objective:** LMA

**Initial Funding Date:** 01/09/2020

**Description:**  
 Reconstruction of Micklejohn Ave from Main to Woodcliff.

**Financing**

	Fund Type	Grant Year	Grant	Funded Amount	Drawn In Program Year	Drawn Thru Program Year
CDBG	EN	2019	B19UC340112	\$85,000.00	\$0.00	\$0.00
<b>Total</b>	<b>Total</b>			<b>\$85,000.00</b>	<b>\$0.00</b>	<b>\$0.00</b>

**Proposed Accomplishments**

People (General) : 1,130  
 Total Population in Service Area: 1,875  
 Census Tract Percent Low / Mod: 60.27

**Annual Accomplishments**

<b>Years</b>	<b>Accomplishment Narrative</b>	<b># Benefiting</b>
2019	The project was bid and bids opened September 9, 2020. Council awarded the contract on 9-21-20 to the low bidder is 4 Clean-Up. Work is expected to commence in October.	



U.S. Department of Housing and Urban Development  
 Office of Community Planning and Development  
 Integrated Disbursement and Information System  
 CDBG Activity Summary Report (GPR) for Program Year 2019  
 PASSAIC COUNTY

Date: 03-Nov-2020  
 Time: 9:11  
 Page: 52

**PGM Year:** 2019  
**Project:** 0006 - Borough of Prospect Park 10th Street Improvements  
**IDIS Activity:** 161 - Prospect Park - 10th Street Improvements

**Status:** Open  
**Location:** 100 Prescott Ave Prospect Park, NJ 07508-2244  
**Objective:** Create suitable living environments  
**Outcome:** Sustainability  
**Matrix Code:** Street Improvements (03K) **National Objective:** LMA

**Initial Funding Date:** 01/09/2020

**Description:**  
 Reconstruction between Prescott and the Dead end.

**Financing**

	Fund Type	Grant Year	Grant	Funded Amount	Drawn In Program Year	Drawn Thru Program Year
CDBG	EN	2019	B19UC340112	\$48,187.00	\$0.00	\$0.00
<b>Total</b>	<b>Total</b>			<b>\$48,187.00</b>	<b>\$0.00</b>	<b>\$0.00</b>

**Proposed Accomplishments**

People (General) : 3,240  
 Total Population in Service Area: 3,240  
 Census Tract Percent Low / Mod: 62.04

**Annual Accomplishments**

Years	Accomplishment Narrative	# Benefiting
2019	Bids were received Sept 10, 2020. The low bidder is Marini Bros Construction. Work will be completed in 2020.	



U.S. Department of Housing and Urban Development  
 Office of Community Planning and Development  
 Integrated Disbursement and Information System  
 CDBG Activity Summary Report (GPR) for Program Year 2019  
 PASSAIC COUNTY

Date: 03-Nov-2020  
 Time: 9:11  
 Page: 53

**PGM Year:** 2019  
**Project:** 0012 - Borough of Totowa Sanitary Sewer lining on Boyle Ave  
**IDIS Activity:** 162 - Totowa - Boyle Ave. Sanitary Sewer

**Status:** Open  
**Location:** 1 Boyle Ave Totowa, NJ 07512-2701

**Objective:** Create suitable living environments  
**Outcome:** Sustainability  
**Matrix Code:** Water/Sewer Improvements (03J)      **National Objective:** LMA

**Initial Funding Date:** 01/09/2020

**Description:**

Installation of cured in place pipeliner to stabilize the sanitary sewer line along Boyle Ave. from Totowa Rd. to Franklin Pl.

**Financing**

	Fund Type	Grant Year	Grant	Funded Amount	Drawn In Program Year	Drawn Thru Program Year
CDBG	EN	2019	B19UC340112	\$90,000.00	\$0.00	\$0.00
<b>Total</b>	<b>Total</b>			<b>\$90,000.00</b>	<b>\$0.00</b>	<b>\$0.00</b>

**Proposed Accomplishments**

People (General) : 765  
 Total Population in Service Area: 765  
 Census Tract Percent Low / Mod: 50.98

**Annual Accomplishments**

Years	Accomplishment Narrative	# Benefitting
2019	Bids were received August 18, 2020 and awarded by the borough August 25 to Standard Pipe Services. Work is expected to be completed in 2020.	



U.S. Department of Housing and Urban Development  
 Office of Community Planning and Development  
 Integrated Disbursement and Information System  
 CDBG Activity Summary Report (GPR) for Program Year 2019  
 PASSAIC COUNTY

Date: 03-Nov-2020  
 Time: 9:11  
 Page: 54

**PGM Year:** 2019  
**Project:** 0007 - Township of West Milford Municipal Building Bathroom Accessibility  
**IDIS Activity:** 163 - West Milford - Handicap Access Municipal Building

**Status:** Open  
**Location:** 1480 Union Valley Rd West Milford, NJ 07480-1338  
**Objective:** Create suitable living environments  
**Outcome:** Sustainability  
**Matrix Code:** Other Public Improvements Not Listed  
**National Objective:** LMC in 03A-03S (03Z)

**Initial Funding Date:** 01/09/2020

**Description:**  
 Handicap accessibility improvements to the bathroom on the 2nd floor of building 1 at 1480 Union Valley Road.

**Financing**

	Fund Type	Grant Year	Grant	Funded Amount	Drawn In Program Year	Drawn Thru Program Year
CDBG	EN	2019	B19UC340112	\$35,000.00	\$0.00	\$0.00
<b>Total</b>	<b>Total</b>			<b>\$35,000.00</b>	<b>\$0.00</b>	<b>\$0.00</b>

**Proposed Accomplishments**

Public Facilities : 1

**Actual Accomplishments**

Number assisted:

	Owner		Renter		Total		Person	
	Total	Hispanic	Total	Hispanic	Total	Hispanic	Total	Hispanic
White:	0	0	0	0	0	0		0
Black/African American:	0	0	0	0	0	0	0	0
Asian:	0	0	0	0	0	0	0	0
American Indian/Alaskan Native:	0	0	0	0	0	0	0	0
Native Hawaiian/Other Pacific Islander:	0	0	0	0	0	0	0	0
American Indian/Alaskan Native & White:	0	0	0	0	0	0	0	0
Asian White:	0	0	0	0	0	0	0	0
Black/African American & White:	0	0	0	0	0	0	0	0
American Indian/Alaskan Native & Black/African American:	0	0	0	0	0	0	0	0
Other multi-racial:	0	0	0	0	0	0	0	0
Asian/Pacific Islander:	0	0	0	0	0	0	0	0
Hispanic:	0	0	0	0	0	0	0	0
<b>Total:</b>	<b>0</b>	<b>0</b>	<b>0</b>	<b>0</b>	<b>0</b>	<b>0</b>	<b>0</b>	<b>0</b>
Female-headed Households:	0		0		0			



U.S. Department of Housing and Urban Development  
Office of Community Planning and Development  
Integrated Disbursement and Information System  
CDBG Activity Summary Report (GPR) for Program Year 2019  
PASSAIC COUNTY

Date: 03-Nov-2020

Time: 9:11


Page: 55

*Income Category:*

	<b>Owner</b>	<b>Renter</b>	<b>Total</b>	<b>Person</b>
Extremely Low	0	0	0	0
Low Mod	0	0	0	0
Moderate	0	0	0	0
Non Low Moderate	0	0	0	0
Total	0	0	0	0
Percent Low/Mod				

**Annual Accomplishments**

<b>Years</b>	<b>Accomplishment Narrative</b>	<b># Benefitting</b>
2019	The municipal engineer is finalizing bid specifications and expects to bid in October.	



U.S. Department of Housing and Urban Development  
 Office of Community Planning and Development  
 Integrated Disbursement and Information System  
 CDBG Activity Summary Report (GPR) for Program Year 2019  
 PASSAIC COUNTY

Date: 03-Nov-2020  
 Time: 9:11  
 Page: 56

**PGM Year:** 2019  
**Project:** 0008 - Borough of Woodland Park Library Bathroom for Accessibility  
**IDIS Activity:** 164 - Woodland Park - Library accessible bathrooms

**Status:** Open  
**Location:** 7 Brophy Ln Woodland Park, NJ 07424-2752  
**Objective:** Create suitable living environments  
**Outcome:** Availability/accessibility  
**Matrix Code:** Neighborhood Facilities (03E) **National Objective:** LMC

**Initial Funding Date:** 01/09/2020

**Description:**  
 Replace existing bathroom fixtures with handicap accessible layout and fixtures.

**Financing**

	Fund Type	Grant Year	Grant	Funded Amount	Drawn In Program Year	Drawn Thru Program Year
CDBG	EN	2019	B19UC340112	\$60,000.00	\$0.00	\$0.00
<b>Total</b>	<b>Total</b>			<b>\$60,000.00</b>	<b>\$0.00</b>	<b>\$0.00</b>


**Proposed Accomplishments**

Public Facilities : 1

**Actual Accomplishments**

Number assisted:

	Owner		Renter		Total		Person	
	Total	Hispanic	Total	Hispanic	Total	Hispanic	Total	Hispanic
White:	0	0	0	0	0	0		0
Black/African American:	0	0	0	0	0	0	0	0
Asian:	0	0	0	0	0	0	0	0
American Indian/Alaskan Native:	0	0	0	0	0	0	0	0
Native Hawaiian/Other Pacific Islander:	0	0	0	0	0	0	0	0
American Indian/Alaskan Native & White:	0	0	0	0	0	0	0	0
Asian White:	0	0	0	0	0	0	0	0
Black/African American & White:	0	0	0	0	0	0	0	0
American Indian/Alaskan Native & Black/African American:	0	0	0	0	0	0	0	0
Other multi-racial:	0	0	0	0	0	0	0	0
Asian/Pacific Islander:	0	0	0	0	0	0	0	0
Hispanic:	0	0	0	0	0	0	0	0
<b>Total:</b>	<b>0</b>	<b>0</b>	<b>0</b>	<b>0</b>	<b>0</b>	<b>0</b>	<b>0</b>	<b>0</b>
Female-headed Households:	0		0		0			



U.S. Department of Housing and Urban Development  
Office of Community Planning and Development  
Integrated Disbursement and Information System  
CDBG Activity Summary Report (GPR) for Program Year 2019  
PASSAIC COUNTY

Date: 03-Nov-2020

Time: 9:11

Page: 57


*Income Category:*

	<b>Owner</b>	<b>Renter</b>	<b>Total</b>	<b>Person</b>
Extremely Low	0	0	0	0
Low Mod	0	0	0	0
Moderate	0	0	0	0
Non Low Moderate	0	0	0	0
Total	0	0	0	0
Percent Low/Mod				

**Annual Accomplishments**

<b>Years</b>	<b>Accomplishment Narrative</b>	<b># Benefitting</b>
2019	The Borough is seeking other funding to do a larger project of which this will be a part. Due to Covid the grants awards were delayed. They expect to hear in October and the final scope of the work will be decided.	





U.S. Department of Housing and Urban Development  
 Office of Community Planning and Development  
 Integrated Disbursement and Information System  
 CDBG Activity Summary Report (GPR) for Program Year 2019  
 PASSAIC COUNTY

Date: 03-Nov-2020  
 Time: 9:11  
 Page: 58

**PGM Year:** 2019  
**Project:** 0009 - County Rifle Camp Park Accessibility  
**IDIS Activity:** 165 - Rifle Camp Park Bathroom accessibility

**Status:** Open  
**Location:** rifle camp park road Woodland Park, NJ 07424

**Objective:** Create suitable living environments  
**Outcome:** Availability/accessibility  
**Matrix Code:** Parks, Recreational Facilities (03F)

**National Objective:** LMC

**Initial Funding Date:** 01/09/2020

**Description:**  
 Reconstruction 2 bathrooms in the park for handicap accessibility.

**Financing**

	Fund Type	Grant Year	Grant	Funded Amount	Drawn In Program Year	Drawn Thru Program Year
CDBG	EN	2019	B19UC340112	\$110,000.00	\$0.00	\$0.00
<b>Total</b>	<b>Total</b>			<b>\$110,000.00</b>	<b>\$0.00</b>	<b>\$0.00</b>


**Proposed Accomplishments**

Public Facilities : 2

**Actual Accomplishments**

*Number assisted:*

	<b>Owner</b>		<b>Renter</b>		<b>Total</b>		<b>Person</b>	
	Total	Hispanic	Total	Hispanic	Total	Hispanic	Total	Hispanic
White:	0	0	0	0	0	0		0
Black/African American:	0	0	0	0	0	0	0	0
Asian:	0	0	0	0	0	0	0	0
American Indian/Alaskan Native:	0	0	0	0	0	0	0	0
Native Hawaiian/Other Pacific Islander:	0	0	0	0	0	0	0	0
American Indian/Alaskan Native & White:	0	0	0	0	0	0	0	0
Asian White:	0	0	0	0	0	0	0	0
Black/African American & White:	0	0	0	0	0	0	0	0
American Indian/Alaskan Native & Black/African American:	0	0	0	0	0	0	0	0
Other multi-racial:	0	0	0	0	0	0	0	0
Asian/Pacific Islander:	0	0	0	0	0	0	0	0
Hispanic:	0	0	0	0	0	0	0	0
<b>Total:</b>	<b>0</b>	<b>0</b>	<b>0</b>	<b>0</b>	<b>0</b>	<b>0</b>	<b>0</b>	<b>0</b>
Female-headed Households:	0		0		0			



U.S. Department of Housing and Urban Development  
Office of Community Planning and Development  
Integrated Disbursement and Information System  
CDBG Activity Summary Report (GPR) for Program Year 2019  
PASSAIC COUNTY

Date: 03-Nov-2020

Time: 9:11

Page: 59

*Income Category:*

	<b>Owner</b>	<b>Renter</b>	<b>Total</b>	<b>Person</b>
Extremely Low	0	0	0	0
Low Mod	0	0	0	0
Moderate	0	0	0	0
Non Low Moderate	0	0	0	0
Total	0	0	0	0
Percent Low/Mod				

**Annual Accomplishments**

<b>Years</b>	<b>Accomplishment Narrative</b>	<b># Benefitting</b>
2019	Bids were received on this project on September 3. The low bidder backed out and the Board of Freeholders will award the contract to the next low bidder at the October meeting.	



U.S. Department of Housing and Urban Development  
 Office of Community Planning and Development  
 Integrated Disbursement and Information System  
 CDBG Activity Summary Report (GPR) for Program Year 2019  
 PASSAIC COUNTY

Date: 03-Nov-2020  
 Time: 9:11  
 Page: 60

**PGM Year:** 2017  
**Project:** 0014 - Bloomingdale Water Line - linked to 2018  
**IDIS Activity:** 166 - Bloomingdale waterlines 1st and 2nd ave.  
**Status:** Open  
**Location:** 16 1st St Pittston, PA 18640-3004  
**Objective:** Create suitable living environments  
**Outcome:** Availability/accessibility  
**Matrix Code:** Water/Sewer Improvements (03J)      **National Objective:** LMA

**Initial Funding Date:** 06/05/2020

**Description:**  
 Replacement of two dead end water lines and looping the system will improve safety for both First Street and Second Street and Hamburg Turnpike residents. Area includes existing Bloomingdale Senior Center located on First Street.


**Financing**

	Fund Type	Grant Year	Grant	Funded Amount	Drawn In Program Year	Drawn Thru Program Year
CDBG	EN	2017	B17UC340112	\$50,622.71	\$50,606.95	\$50,606.95
<b>Total</b>	<b>Total</b>			<b>\$50,622.71</b>	<b>\$50,606.95</b>	<b>\$50,606.95</b>

**Proposed Accomplishments**  
 People (General) : 1,300  
 Total Population in Service Area: 1,075  
 Census Tract Percent Low / Mod: 56.74

**Annual Accomplishments**

Years	Accomplishment Narrative	# Benefitting
2019	This project was funded under activity 140, 2018 initially. Additional funding provided from 2017 funds. The Borough awarded the project on June 9, 2020. Work is underway and expected to be completed in Fall, 2020.	



U.S. Department of Housing and Urban Development  
Office of Community Planning and Development  
Integrated Disbursement and Information System  
CDBG Activity Summary Report (GPR) for Program Year 2019  
PASSAIC COUNTY

Date: 03-Nov-2020

Time: 9:11

Page: 61

---

<b>Total Funded Amount:</b>	<b>\$2,243,191.31</b>
<b>Total Drawn Thru Program Year:</b>	<b>\$1,048,009.14</b>
<b>Total Drawn In Program Year:</b>	<b>\$799,067.24</b>



U.S. Department of Housing and Urban Development  
 Office of Community Planning and Development  
 Integrated Disbursement and Information System  
 CDBG Summary of Accomplishments  
 Program Year: 2019

DATE: 11-03-20  
 TIME: 9:08  
 PAGE: 1

PASSAIC COUNTY

Count of CDBG Activities with Disbursements by Activity Group & Matrix Code

Activity Group	Activity Category	Open Count	Open Activities Disbursed	Completed Count	Completed Activities Disbursed	Program Year Count	Total Activities Disbursed
Public Facilities and Improvements	Neighborhood Facilities (03E)	4	\$0.00	0	\$0.00	4	\$0.00
	Parks, Recreational Facilities (03F)	2	\$0.00	0	\$0.00	2	\$0.00
	Water/Sewer Improvements (03J)	3	\$50,606.95	4	\$299,610.29	7	\$350,217.24
	Street Improvements (03K)	3	\$0.00	3	\$175,364.70	6	\$175,364.70
	Sidewalks (03L)	2	\$0.00	2	\$122,100.00	4	\$122,100.00
	Other Public Improvements Not Listed in 03A-03S (03Z)	1	\$0.00	0	\$0.00	1	\$0.00
	<b>Total Public Facilities and Improvements</b>		<b>15</b>	<b>\$50,606.95</b>	<b>9</b>	<b>\$597,074.99</b>	<b>24</b>
Public Services	Senior Services (05A)	2	\$10,500.00	0	\$0.00	2	\$10,500.00
	Transportation Services (05E)	0	\$0.00	1	\$0.00	1	\$0.00
	Abused and Neglected Children (05N)	0	\$0.00	1	\$15,000.00	1	\$15,000.00
	<b>Total Public Services</b>	<b>2</b>	<b>\$10,500.00</b>	<b>2</b>	<b>\$15,000.00</b>	<b>4</b>	<b>\$25,500.00</b>
General Administration and Planning	General Program Administration (21A)	2	\$24,912.40	5	\$100,196.00	7	\$125,108.40
	Public Information (21C)	1	\$776.90	0	\$0.00	1	\$776.90
	<b>Total General Administration and Planning</b>	<b>3</b>	<b>\$25,689.30</b>	<b>5</b>	<b>\$100,196.00</b>	<b>8</b>	<b>\$125,885.30</b>
<b>Grand Total</b>		<b>20</b>	<b>\$86,796.25</b>	<b>16</b>	<b>\$712,270.99</b>	<b>36</b>	<b>\$799,067.24</b>



U.S. Department of Housing and Urban Development  
 Office of Community Planning and Development  
 Integrated Disbursement and Information System  
 CDBG Summary of Accomplishments  
 Program Year: 2019

DATE: 11-03-20  
 TIME: 9:08  
 PAGE: 2

PASSAIC COUNTY

CDBG Sum of Actual Accomplishments by Activity Group and Accomplishment Type

Activity Group	Matrix Code	Accomplishment Type	Open Count	Completed Count	Program Year Totals
Public Facilities and Improvements	Neighborhood Facilities (03E)	Public Facilities	0	0	0
	Parks, Recreational Facilities (03F)	Public Facilities	0	0	0
	Water/Sewer Improvements (03J)	Persons	4,560	12,080	16,640
	Street Improvements (03K)	Persons	7,805	23,153	30,958
	Sidewalks (03L)	Persons	2,145	2,504	4,649
		Public Facilities	0	0	0
	Other Public Improvements Not Listed in 03A-03S (03Z)	Public Facilities	0	0	0
	Total Public Facilities and Improvements		14,510	37,737	52,247
Public Services	Senior Services (05A)	Persons	68	0	68
	Transportation Services (05E)	Persons	0	88	88
	Abused and Neglected Children (05N)	Persons	0	21	21
	Total Public Services		68	109	177
Grand Total			14,578	37,846	52,424



PASSAIC COUNTY

CDBG Beneficiaries by Racial / Ethnic Category

Housing-Non Housing	Race	Total Persons	Total Hispanic		Total Hispanic Households
			Persons	Total Households	
Non Housing	White	4,924	241	0	0
	Black/African American	37	0	0	0
	Asian	231	0	0	0
	American Indian/Alaskan Native	126	0	0	0
	Black/African American & White	24	0	0	0
	Other multi-racial	167	167	0	0
	<b>Total Non Housing</b>		<b>5,509</b>	<b>408</b>	<b>0</b>
Grand Total	White	4,924	241	0	0
	Black/African American	37	0	0	0
	Asian	231	0	0	0
	American Indian/Alaskan Native	126	0	0	0
	Black/African American & White	24	0	0	0
	Other multi-racial	167	167	0	0
	<b>Total Grand Total</b>		<b>5,509</b>	<b>408</b>	<b>0</b>



U.S. Department of Housing and Urban Development  
Office of Community Planning and Development  
Integrated Disbursement and Information System  
CDBG Summary of Accomplishments  
Program Year: 2019

DATE: 11-03-20  
TIME: 9:08  
PAGE: 4

PASSAIC COUNTY

CDBG Beneficiaries by Income Category

	Income Levels	Owner Occupied	Renter Occupied	Persons
Non Housing	Extremely Low ( $\leq 30\%$ )	0	0	21
	Low ( $>30\%$ and $\leq 50\%$ )	0	0	37
	Mod ( $>50\%$ and $\leq 80\%$ )	0	0	3,883
	Total Low-Mod	0	0	3,941
	Non Low-Mod ( $>80\%$ )	0	0	1,449
	Total Beneficiaries	0	0	5,390





## Section 3 Summary Report

Economic Opportunities for Low- and Very Low-Income Persons

**U.S. Department of Housing and Urban Development**

Office of Fair Housing and Equal Opportunity

OMB Approval No. 2529-0043  
(exp. 11/30/2018)

<b>Disbursement Agency</b>
Passaic County Public Housing Agency
100 Hamilton Plaza Suite 510, Paterson, NJ 07505
22-6002466

<b>Reporting Entity</b>
Passaic County Public Housing Agency
100 Hamilton Plaza Suite 510, Paterson, NJ 07505

<b>Dollar Amount</b>	\$753,257.18
<b>Contact Person</b>	Deborah Hoffman
<b>Date Report Submitted</b>	11/03/2020

Reporting Period		Program Area Code	Program Area Name
From	To		
9/1/19	8/31/20	CDB1	Community Devel Block Grants

## Part I: Employment and Training

Job Category	Number of New Hires	Number of New Hires that Are Sec. 3 Residents	Aggregate Number of Staff Hours Worked	Total Staff Hours for Section 3 Employees	Number of Section 3 Trainees
The expenditure of these funds did not result in any new hires.					

<b>Total New Hires</b>	0
<b>Section 3 New Hires</b>	0
<b>Percent Section 3 New Hires</b>	N/A
Total Section 3 Trainees	0
The minimum numerical goal for Section 3 new hires is 30%.	

## Part II: Contracts Awarded

<b>Construction Contracts</b>	
Total dollar amount of construction contracts awarded	\$4,083,795.00
Total dollar amount of contracts awarded to Section 3 businesses	\$0.00
Percentage of the total dollar amount that was awarded to Section 3 businesses	0%
Total number of Section 3 businesses receiving construction contracts	0
The minimum numerical goal for Section 3 construction opportunities is 10%.	

<b>Non-Construction Contracts</b>	
Total dollar amount of all non-construction contracts awarded	\$80,000.00
Total dollar amount of non-construction contracts awarded to Section 3 businesses	\$0.00
Percentage of the total dollar amount that was awarded to Section 3 businesses	0%
Total number of Section 3 businesses receiving non-construction contracts	0
The minimum numerical goal for Section 3 non-construction opportunities is 3%.	

### Part III: Summary

Indicate the efforts made to direct the employment and other economic opportunities generated by HUD financial assistance for housing and community development programs, to the greatest extent feasible, toward low- and very low-income persons, particularly those who are recipients of government assistance for housing.

No	Attempted to recruit low-income residents through: local advertising media, signs prominently displayed at the project site, contacts with community organizations and public or private agencies operating within the metropolitan area (or nonmetropolitan county) in which the Section 3 covered program or project is located, or similar methods.
No	Participated in a HUD program or other program which promotes the training or employment of Section 3 residents.
No	Participated in a HUD program or other program which promotes the award of contracts to business concerns which meet the definition of Section 3 business concerns.
No	Coordinated with Youthbuild Programs administered in the metropolitan area in which the Section 3 covered project is located.
No	Other; describe below.

The county incorporated Sec 3 subcontracting and hiring requirements in all bid proposals. Contractors were asked to try to hire Sec 3 subcontractors. We were unable to provide a list of firms other than referring them to the HUD Sec 3 business listing and the NJ DOT DBE. Even though the Community Development office sponsors business seminars on federal procurement and MBE outreach, there have been no Sec 3 businesses identified. No new hires were made by any entity.

## **Citizen Participation**

- Display Notice
- Proof of Publication

**NOTICE OF AVAILABILITY**  
**COMPREHENSIVE ANNUAL PERFORMANCE AND EVALUATION REPORT (CAPER)**  
**FOR PROGRAM YEAR 2019**

**PASSAIC COUNTY, NEW JERSEY**

In accordance with Title I of the National Affordable Housing Act of 1990, P.L. 101-625, and the regulations 24 CFR Part 91.250, Passaic County New Jersey has prepared its Program Year 2019 Comprehensive Annual Performance Report (CAPER) for its Community Development Block Grant Program. This report contains information including: 1) Summary of the resources and accomplishments, 2) Status of actions taken during the year to implement the goals outlined in the Consolidated Plan, and 3) evaluation of the progress made during the year in addressing identified priority needs and objectives.

Copies of the 2019 Comprehensive Annual Performance Report for Passaic County are available for inspection from November 16, 2020 through December 2, 2020 during regular business hours, 9:00 a.m. to 4:00 p.m. at:

**PASSAIC COUNTY PLANNING AND ECONOMIC DEVELOPMENT DEPARTMENT**  
**401 Grand Street, Paterson, NJ 07505, Room 417**  
**AND**  
**MUNICIPAL CLERK'S OFFICE OF THE FOLLOWING MUNICIPALITIES:**  
**BLOOMINGDALE, HALEDON, HAWTHORNE, LITTLE FALLS, NORTH HALEDON,**  
**POMPTON LAKES, PROSPECT PARK, RINGWOOD, TOTOWA, WANAQUE,**  
**WEST MILFORD, WOODLAND PARK**  
**AND**  
<http://www.passaiccountynj.org>

Written comments on the Comprehensive Annual Performance Report will be considered until 4:00 p.m. December 2, 2020. Written comments should be addressed to Deborah Hoffman at the Passaic County Division of Economic Development, at the address above or [deborahh@passaiccountynj.org](mailto:deborahh@passaiccountynj.org)

Passaic County intends to submit the 2019 Comprehensive Annual Performance Report to the U.S. Department of Housing and Urban Development on or about December 3, 2020.

Persons requiring this information in an alternative format or other language should contact the Department. La información será proporcionada en español a petición.

#

Publication Date: November 16, 2020