



**Passaic County Mental Health Board
April 7, 2021 Meeting Minutes**

Members present:

1. Robert Nolan
2. Ramon Pagan
3. Nanette A. Armenta
4. Paula Tedesco
5. Julie Rikon
6. Jeannette Pimentel

Members absent:

1. Arnell Perez
2. Jennifer Hernandez

Meeting was called to order at 6:02 pm by Mr. Nolan, Chairman of the Mental Health Board. Meeting was held via videoconference.

Also present was Brenda Browne, Director of the Passaic County Mental Health and Addiction Services, Nataly Balah, Passaic County Mental Health and Addiction Services Administrative Assistant, Cynthia Gatica, Program Analyst for NJ Division of Mental Health and Addiction Services and from the public, Peggy Lore.

A motion was made by Ms. Rikon, second by Mr. Pagan to open the public portion of the meeting. Motion passed.

Mr. Nolan made the announcement of the Open Public Meetings Act. No Public present.

A motion was made by Ms. Rikon to close public portion, second by Ms. Tedesco. Motion passed unanimously.

A motion was made by Mr. Pagan, second by Ms. Rikon to approve previous 3/3/2021 meeting Minutes. Motion passed unanimously.

Reports

County Division of Mental Health & Addiction Staff Report (See Attachment 1)

New Jersey Division of Mental Health and Addiction Services Program Analyst Report (See Attachment 2).

Professional Advisory Committee Report: (See Attachment 3)

Reports of Special Committee: None.

Old Business: None

New Business: Ms. Browne updated the Board on the Passaic County Behavioral Health Task Force's progress.

Correspondence: None.

Motion to adjourn meeting by Ms. Armenta, second by Ms. Rikon. Motion passed.
Meeting adjourned at 6:35 PM.

Attest:

Brenda Browne
Secretary
Nataly Balah
Administrative Assistant

**County Division of Mental Health & Addiction Staff Report
Mental Health & Addictions Updates**

April 2021

- Jenna Atmeh resigned as Municipal Alliance Coordinator. Brenda Browne is covering for the Municipal Alliance Coordinator position until someone is hired.
- We have received our award letter for our CY22 Addictions funding.
- There are vaccination openings for individuals living in zip codes in Paterson and Prospect Park. They must meet NJ Department of Health criteria ([covid19.nj.gov](https://www.covid19.nj.gov)). To schedule an appointment, call 973-910-2502. As well as Newark Vaccine Site available for individuals living in Passaic County by calling 855-568-0545 or visiting [covidvaccine.nj.gov](https://www.covidvaccine.nj.gov). This is at NJIT.
- The Passaic County Overdose Fatality Review Team held its first meeting and is in the process of obtaining the confidentiality forms in an effort to begin the process of reviewing cases in the near future.
- Our office has shared information on webinars about recreational marijuana, information for COVID testing for individuals for substance use providers, NJDMHAS Peer Wellness RFP of two awards at \$250,000 each, DCF trainings, the new State budget, NJ Division of Aging State Plan on Aging Stakeholder Meeting and Certified Clinical Supervisor Training available.
- The FY2022 Municipal Alliance funding letter has been sent. They kept the funding the same as was previously sent in October \$242,095. We will work on getting everything out to the alliances as soon as possible.
- The Hope One van were recently in Totowa at Hello Fresh storage, Pompton Lakes Townsquare and Utopia Deli in West Milford.
- Behavioral Health Task Force held its second meeting and received great feedback from the group. Next meeting is 4/8/2021.

Program Analyst Monthly Notes

April 2021

March Residential Meetings Update:

Residential Provider Meeting on March 23, 10am-12pm

DMHAS was able to partner with DOH and Walmart to provide vaccines to Residential Consumer and Staff within the Mental Health System. Agencies provided an excel grid with names of consumers and staff in need of the vaccine. Agencies will be contacted directly by Walmart to schedule the appointments. Walmart will be issuing the Johnson and Johnson vaccine that is one dose.

March Quarterly Provider Meeting update:

DMHAS held a Quarterly Provider Meeting on 3/11/21 with presentations regarding Incident Reporting, the NJ Evidence Based Practices Initiative, and the State Tobacco Control Community of Practice partnership between DOH and DMHAS.

The next QPM will meet July 8, 2021 to allow for the budget to be finalized prior to the meeting. As of now the proposed budget will include increased funding for:

- Increase of fair market rates for DMHAS subsidies to increase to current rates (currently they are at 2018 rates).
- Pathway for psychiatric residencies (10 residencies in total) in community based mental health and SUD programs.
- Increased state aid for County Psychiatric Hospitals as their costs have increased over time.
- Additional DMHAS subsidies for CSS allocated for those coming out of the State Psychiatric Hospitals (180 proposed).
- Additional DMHAS subsidies for CSS allocated for those who are homeless, at risk of homelessness, or at risk of hospitalization (20 proposed).
- \$2.2 million for a pilot program with the Administrative Office of the Courts for consumers with mental illness interacting with the criminal justice system.

Reminder: Cultural Competency Plans are Due April 30, 2021 (See attached Correspondence)

Technical assistance information is provided in the letter if needed.

Request for Proposals

Reminder: Opioids Reduction Options (ORO) in the Emergency Department

The Division of Mental Health and Addiction Services (DMHAS) and Substance Abuse Mental Health Services Administration (SAMHSA) are seeking to award acute care hospitals with an ED to address the opioid epidemic in New Jersey. Funding is available for FFY 2021. Total funding is \$1,125,000 for a one-year period.

Proposal is effective March 11

Submission deadline is April 8, 2021 by 4:00pm

Notification Date: April 30

Medication Assisted Treatment (MAT) Awards:

The Expanded Hour/Same Day Service OTPs will provide same-day access to treatment for individuals with an OUD with or without co-occurring mental health and/or physical health disorders. Services will

include medical screening and facilitated referral; behavioral health assessment; medications for treatment of OUD including, methadone and buprenorphine; case management services; and treatment and/or facilitated referral to ongoing treatment. Providers will have naloxone available at all times. The **Division of Mental Health and Addiction Services** awarded four contracts in the total amount of \$2,968,975.

- Agency Name CEO/ Executive Director/ Amount/ Funded County of Award
- John Brooks Recovery Center /Michael Santillo, CEO /\$792,085/ Atlantic
- ARS of New Jersey/ LLC Tara Andrews/CEO \$576,890/ Gloucester
- Spectrum Health Care Inc./ Edward P. Cox, CEO/ \$800,000 /Hudson
- Iron Recovery and Wellness Center Inc./ Charles Wolfe, Executive Director/ \$800,000 /Mercer

DOH CN beds Update:

106 beds have been brought on line so far, below is the most current listing

Morristown Memorial	- 8 new open beds
Princeton House BH	6 new open beds (the remainder to potentially open the end of 2021)
St. Claire's Dover	24 new open beds
St. Mary's Hospital Passaic	24 new open beds
RWJ Univ Hospital Somerset	12 new closed beds
St. Joseph's Regional Paterson	6 new closed beds
Salem Medical center	26 new open beds

There are 3 facilities that have architectural plans submitted for approval or the facility is currently in the construction phase:

Rutgers University Behavioral HC	10 closed beds
St. Joseph's Wayne Hospital	Plans approved July 2019, construction in process
Sunrise Psychiatric in Toms River – New Facility	– plans approved July 2019, facility in construction

Children's Mobile Crisis

Mollie Greene at DCF talking about Children's Mobile Responses and Stabilization Services (CMRSS):

<https://www.njspotlight.com/video/nj-tries-to-meet-growing-need-for-youth-mental-health-services-during-pandemic/>

Circulating b/c some stakeholders may think Screening is the only game in town and it is not...

DCA Emergency Rental Assistance Program

Please see the attached flyer for the Department of Community Affairs (DCA) Emergency Rental Assistance Program (ERAP). The application opens on March 22, 2021 at 9 am. DCA's online portal can be accessed via this site: <https://njdca.onlinepha.com>. The attached flyer outlines the requirements and documentation requested for this program. Please check DCA's website for more information.

PACT Providers

Please have the PACT provider Agencies reach out to either Jenna Cassese, or Sarah Kaplan at Sarah.Kaplan@doh.nj.gov to request a waiver application, if needed.

CT_R RLI

Dr. Eilers/Margaret Molnar are in the process of kicking off an initiative to train and supervise peer providers using Recovery-Oriented Cognitive Therapy (CT-R) and will also be using and evaluating the impact of contingency management incentives. As you will see by the RLI and the proposal from the Beck Institute, we are focusing our efforts on clinical programs in Hudson, Morris, Passaic and Union Counties. These counties were selected due to the severity of the COVID virus.

Rutgers CSS Training for LCSW, LPC, LSW, LAC, RN on April 8 - 15, 2021. Please register on the Rutgers CSS website.

Social Security Press Release

Please see the Press Release attached from the Social Security Administration concerning changes they have made to accommodate individuals during the pandemic.

Support Group

Asian American and Pacific Islander Woman’s support group to discuss recent Anti-Asian violence.

Date: Tuesday, March 30, 2021 Time: 8:00 pm- 9:00 pm Cost: Free

CARES Act Funding

Warren, Sussex and Morris CARES Act funding available through Dawn Center for Independent Living. Brochure attached. Needs have to be related to or a result of the pandemic.






New Resource for COVID Telehealth Services

This program is unique in that it is a resource to those, not only with a severe and persistent mental illness, but pretty much anyone struggling emotionally during this pandemic. It is a counseling linkage program that will provide counseling services to staff, medical professionals, SPMI, MI, and family members. All is provided via telehealth. Your insurance is utilized but if your insurance does not cover it, the grant will. So basically there is no reason not to reach out for help.

All the interested person must do is call 1-833-223-0011 between the hours of 8am and 8pm.

The link for an explanation of the service is:

<https://youtu.be/fyVoki8CkFc>

- | | | | | |
|---|---|--|---|---|
| 
Request for Relief - CARES Act Brochure
DAWN Final.docx | 
Support Group
AAPI (1).pdf | 
SP-PressRls.COSS
Statement about Sei | 
PressRls.COSS
Statement about Sei | 
DCA_NJ_ERAP_Flyer
_Landlord (1).pdf |
| 
Cultural
Competence Ltr. 2.1 | 
Expanded Hour -
Same Day Sv in OTPs | | | |

**Passaic County Mental Health and Addiction Professional Advisory Committee
(PAC/PACADA)
Meeting Minutes
February 17, 2021**

Present

Kathleen Fisher, St. Mary's General Hospital
Sybil Schreiber, Mental Health Clinic of Passaic
Tracy Dwan-Blash, Passaic County ICMS, MHA
Essex & Morris
Rebekah Leon, MHAP
Berenice Lopez, Straight & Narrow, Inc.
Enrique Sangama, Preakness Healthcare Center
Annette Wright, CSPNJ

Tess Medina, Clara Mass Medical Center
Cynthia Gatica, NJDMHAS
Karl Roman, Advance Housing, Inc.
Dr. Maria Mora, Straight & Narrow, Inc.
Cindy Mercado, PC Health Educator
Sherrine Schuldt, United for Prevention in PC
Victoria Nagel, Eva's Village

Others Present

Kristina Bloodgood, New Hope
Tina Miles, St. Joseph's Hospital
Michaeline Buchanan, Volunteers of America
Katherine Wolchko, JF&CS of NNJ
Javier Argueta, Wellness Respite Passaic
Kathleen McKenna, Adult Family Health Servs.
Yisel Alaoui, Maternal & Child Health of NJ
Megan Searles, MHA (Intern)

Agenda

1. **Call to order** –Ms. Kathleen Fisher called the meeting to order at 2:02pm.
2. **Minutes** – Ms. Kathleen Fisher opened the meeting with the January minutes approval. The committee approved them unanimously.
3. **Open Public Portion** – Ms. Fisher announced Open Public Meetings Act. No discussion from the public.
4. **Hospital Census Report** – see attachment 1
5. **Report of Standing Committee (Systems Review Committee)** – None
6. **County DMHAS Report** – See attachment 2
7. **NJ DMHAS Program Analyst’s State Report** – See attachment 3
8. **Unfinished Business** – None
9. **New Business** – Elections for PAC and PACADA Co-Chairs were held. *Rebekah Leon* was nominated for PAC Co-Chair position and she accepted the nomination. Vote passed unanimously. *Dr. Maria Mora* was nominated for PACADA Co-Chair Position. Vote passed unanimously.
10. **Announcement** – Rebekah Leon made the announcement about “Crisis Intervention Team” project. Yisel Alaoui extended an invitation to a Maternal & Child Health of Northern NJ agency prenatal education webinar on 2/18/2021.
11. **Adjourned** – Meeting adjourned at 2:40pm

Next meeting date: March 17, 2021

Attachment 1

Hospital Census
January 2021

State Psychiatric Hospital Legal Status Data

FY'21

Admissions

KROL

	Jul-20	Aug-20	Sep-20	Oct-20	Nov-20	Dec-20	Jan-21	Feb-21	Mar-21	Apr-21	May-21	Jun-21	TOTAL
Ancora	2	1	1	0	0	1	0						5
Trenton	1	0	3	1	0	0	1						6
Ann Klein	0	2	2	1	0	0	4						9
Greystone	2	1	1	3	1	0	0						8
Total	5	4	7	5	1	1	5	0	0	0	0	0	28

IST

	Jul-20	Aug-20	Sep-20	Oct-20	Nov-20	Dec-20	Jan-21	Feb-21	Mar-21	Apr-21	May-21	Jun-21	TOTAL
Ancora	0	0	0	0	0	0	1						1
Trenton	2	3	0	2	1	2	1						11
Ann Klein	0	1	0	0	0	0	2						3
Greystone	0	0	0	0	0	0	0						0
Total	2	4	0	2	1	2	4	0	0	0	0	0	15

Detainer

	Jul-20	Aug-20	Sep-20	Oct-20	Nov-20	Dec-20	Jan-21	Feb-21	Mar-21	Apr-21	May-21	Jun-21	TOTAL
Ancora	2	0	0	2	2	0	0						6
Trenton	0	0	3	1	0	0	0						4
Ann Klein	10	10	6	10	0	5	13						54
Greystone	0	0	0	0	0	0	0						0
Total	12	10	9	13	2	5	13	0	0	0	0	0	64

Hagedorn Psychiatric Hospital was closed on June 14, 2012

Report has been run on 02/08/21; 10:06 am

State Psychiatric Hospital Legal Status Data

FY'21

End of Month Census

KROL													
	Jul-20	Aug-20	Sep-20	Oct-20	Nov-20	Dec-20	Jan-21	Feb-21	Mar-21	Apr-21	May-21	Jun-21	AVG.
Ancora	42	42	42	36	35	34	34						38
Trenton	39	39	42	42	40	41	41						41
Ann Klein	19	21	19	16	16	15	18						18
Greystone	<u>63</u>	<u>63</u>	<u>66</u>	<u>69</u>	<u>70</u>	<u>67</u>	<u>67</u>						<u>66</u>
Total	163	165	169	163	161	157	160						163
IST													
	Jul-20	Aug-20	Sep-20	Oct-20	Nov-20	Dec-20	Jan-21	Feb-21	Mar-21	Apr-21	May-21	Jun-21	AVG.
Ancora	0	0	0	0	0	0	1						0
Trenton	17	17	15	16	15	15	13						15
Ann Klein	62	65	61	64	65	62	65						63
Greystone	<u>1</u>	<u>1</u>	<u>1</u>	<u>1</u>	<u>1</u>	<u>1</u>	<u>1</u>						<u>1</u>
Total	80	83	77	81	81	78	80						80
Detainer													
	Jul-20	Aug-20	Sep-20	Oct-20	Nov-20	Dec-20	Jan-21	Feb-21	Mar-21	Apr-21	May-21	Jun-21	AVG.
Ancora	18	16	17	16	17	13	13						16
Trenton	39	39	37	35	33	35	29						35
Ann Klein	108	109	102	103	101	95	102						103
Greystone	<u>28</u>	<u>28</u>	<u>25</u>	<u>25</u>	<u>25</u>	<u>32</u>	<u>28</u>						<u>27</u>
Total	193	192	181	179	176	175	172						181
Hagedorn Psychiatric Hospital was closed on June 14, 2012													
Report has been run on 02/08/21; 10:10 am													

**Megan's Law Hospital Census
END OF MONTH - January 2021**

	<u>MAXOUTS</u>	<u>REGISTRATION ONLY</u>
Ancora	11	12
Trenton	2	10
Ann Klein	3	2
Greystone Park	0	2
TOTAL	16	26
Hagedorn Psychiatric Hospital was closed on June 14, 2012.		
Report has been run on 02/08/21; 10:06 am		

STATE PSYCHIATRIC HOSPITAL CENSUS DATA													
FY'21													
TOTAL CENSUS													
	Jul-20	Aug-20	Sep-20	Oct-20	Nov-20	Dec-20	Jan-21	Feb-21	Mar-21	Apr-21	May-21	Jun-21	AVG
ANCORA	344	321	315	311	304	307	312						316
TRENTON	346	347	342	334	325	325	320						334
ANN KLEIN	177	178	173	174	175	165	174						174
GREYSTONE	<u>349</u>	<u>352</u>	<u>343</u>	<u>341</u>	<u>342</u>	<u>341</u>	<u>346</u>						345
TOTAL	1,216	1,198	1,173	1,160	1,146	1,138	1,152	0	0	0	0	0	1,169
ADMISSIONS													
	Jul-20	Aug-20	Sep-20	Oct-20	Nov-20	Dec-20	Jan-21	Feb-21	Mar-21	Apr-21	May-21	Jun-21	TOTAL
ANCORA	21	18	18	20	7	22	19						125
TRENTON	13	14	17	15	10	13	15						97
ANN KLEIN	13	15	14	14	4	8	16						84
GREYSTONE	<u>14</u>	<u>14</u>	<u>18</u>	<u>19</u>	<u>13</u>	<u>17</u>	<u>18</u>						<u>113</u>
TOTAL	61	61	67	68	34	60	68	0	0	0	0	0	419
DISCHARGES													
	Jul-20	Aug-20	Sep-20	Oct-20	Nov-20	Dec-20	Jan-21	Feb-21	Mar-21	Apr-21	May-21	Jun-21	TOTAL
ANCORA	36	41	24	24	14	19	14						172
TRENTON	19	12	22	24	20	13	20						130
ANN KLEIN	13	14	19	13	3	18	7						87
GREYSTONE	<u>10</u>	<u>11</u>	<u>27</u>	<u>20</u>	<u>12</u>	<u>18</u>	<u>13</u>						<u>111</u>
TOTAL	78	78	92	81	49	68	54	0	0	0	0	0	500
NET ADP													
	Jul-20	Aug-20	Sep-20	Oct-20	Nov-20	Dec-20	Jan-21	Feb-21	Mar-21	Apr-21	May-21	Jun-21	AVG
ANCORA	351	329	313	310	306	305	309						318
TRENTON	343	339	341	336	328	321	320						333
ANN KLEIN	178	177	176	171	173	166	170						173
GREYSTONE	<u>345</u>	<u>346</u>	<u>345</u>	<u>338</u>	<u>340</u>	<u>341</u>	<u>341</u>						<u>342</u>
TOTAL	1,217	1,191	1,175	1,155	1,147	1,133	1,140	0	0	0	0	0	1,165
GROSS ADP													
	Jul-20	Aug-20	Sep-20	Oct-20	Nov-20	Dec-20	Jan-21	Feb-21	Mar-21	Apr-21	May-21	Jun-21	AVG
ANCORA	354	332	315	311	307	306	310						319
TRENTON	350	344	346	341	330	323	323						337
ANN KLEIN	179	178	176	173	174	166	170						174
GREYSTONE	<u>348</u>	<u>348</u>	<u>349</u>	<u>343</u>	<u>342</u>	<u>343</u>	<u>343</u>						<u>345</u>
TOTAL	1,231	1,202	1,186	1,168	1,153	1,138	1,146	0	0	0	0	0	1,175
Hagedorn Psychiatric Hospital was closed on June 14, 2012.													
Report has been run on 02/08/21; 10:20 am													

State Psychiatric Hospital Monthly Admissions*

January 2021 Report														
Greystone Park													AN NU AL	Ave rag e
	Jul y	Au g.	Se pt.	O ct.	No v.	De c.	Ja n.	Fe b.	M ar	A pr .	M ay	Ju n e	TOT AL	
FY'02	20	27	26	29	23	26	29	17	27	2 4	3 0	2 3	301	25
FY'03	28	19	22	27	26	16	29	20	26	2 5	3 4	2 6	298	25
FY'04	27	30	32	30	27	28	28	28	28	3 7	2 4	2 8	347	29
FY'05	33	32	21	28	22	30	32	29	36	3 3	2 0	3 4	350	29
FY'06	36	33	31	37	27	34	30	31	39	4 0	4 1	3 1	410	34
FY'07	22	32	31	19	26	29	37	32	29	3 6	2 4	2 0	337	28
FY'08	29	23	16	23	22	18	24	31	22	2 9	2 4	2 4	285	24
FY'09	25	24	30	22	25	25	30	23	26	2 1	4 1	3 0	322	27
FY'10	31	37	35	38	38	39	35	27	30	2 3	3 3	3 1	397	33
FY'11	58	36	43	41	27	30	34	34	46	5 6	4 3	3 2	480	40
FY'12	44	37	47	71	45	59	40	64	58	5 6	5 7	5 1	629	52
FY'13	40	46	34	35	39	45	34	37	49	5 5	5 5	5 6	525	44
FY'14	57	50	43	49	36	39	52	53	55	5 0	5 1	4 8	583	49
FY'15	53	43	42	40	41	44	52	40	58	5 4	4 9	5 3	569	47
FY'16	54	42	34	46	51	48	38	37	32	3 6	4 0	3 8	496	41
FY'17	37	41	38	26	36	36	30	28	43	2 7	4 3	3 6	421	35
FY'18	40	42	23	36	33	37	33	33	35	3 5	4 0	3 9	426	36
FY'19	43	43	25	27	6	6	8	15	9	1 0	1 4	1 6	222	19
FY'20	23	19	19	18	20	17	27	16	11	3	1 0	1 9	202	17
FY'21	14	14	18	19	13	17	18						113	16

Trenton													AN NU AL	Ave rag e
	Jul y	Au g.	Se pt.	O ct.	No v.	De c.	Ja n.	Fe b.	Mar .	A pr .	M ay	Ju ne	TOT AL	
FY'02	90	103	98	93	78	77	83	79	96	103	92	76	1,068	89
FY'03	100	115	98	91	91	86	92	82	107	93	99	97	1,151	96
FY'04	104	86	89	100	90	78	91	96	114	92	98	69	1,107	92
FY'05	89	94	106	86	80	72	83	75	80	88	74	70	997	83
FY'06	69	73	67	69	59	71	79	71	91	50	73	71	843	70
FY'07	71	88	47	51	47	48	61	53	60	50	62	58	696	58
FY'08	56	69	56	70	60	57	76	68	61	65	70	77	785	65
FY'09	66	71	59	57	47	41	57	51	68	53	59	48	677	56
FY'10	52	49	50	58	52	59	60	45	59	59	61	51	655	55
FY'11	60	62	72	64	58	52	71	56	63	62	47	65	732	61
FY'12	59	63	64	58	61	65	71	54	64	60	57	70	746	62
FY'13	62	60	58	55	46	57	62	61	51	60	61	52	685	57
FY14	56	60	52	59	59	54	51	62	50	67	65	61	696	58
FY'15	71	62	68	66	46	61	59	43	55	51	60	66	708	59
FY'16	71	59	60	52	46	57	51	51	43	48	39	54	631	53
FY'17	39	54	32	29	35	45	40	38	35	26	49	41	463	39
FY'18	26	44	39	37	41	39	26	28	13	22	24	23	362	30
FY'19	24	24	22	26	22	21	17	27	24	27	29	23	286	24
FY'20	32	28	28	36	27	19	28	27	21	11	6	11	264	22
FY'21	13	14	17	15	10	13	15						97	14

Ancora													AN NU AL	Ave rag e
	Jul y	Au g.	Se pt.	O ct.	No v.	De c.	Ja n.	Fe b.	Mar .	A pr .	M ay	Ju ne	TOT AL	
FY'02	12 3	12 6	82	11 9	92	62	97	77	10 2	1 2 9	1 0 2	1 1 7	1,22 8	102
FY'03	11 2	12 3	11 0	91	12 1	86	98	84	10 4	8 9	1 0 5	1 0 9	1,23 2	103
FY'04	11 5	11 0	10 7	12 0	93	10 6	88	85	11 3	1 0 2	1 0 0	9 4	1,23 3	103
FY'05	10 8	93	89	94	10 6	86	97	95	87	1 0 1	1 1 4	1 0 5	1,17 5	98
FY'06	12 1	11 9	11 8	86	67	90	10 3	74	10 4	7 8	1 3 5	1 1 5	1,21 0	101
FY'07	15 9	11 9	10 7	13 0	89	10 0	11 7	77	11 7	8 3	1 1 2	9 9	1,30 9	109
FY'08	13 1	11 9	12 1	13 9	10 7	10 0	92	10 4	79	7 9	7 5	8 8	1,23 4	103
FY'09	12 0	73	67	58	39	62	79	55	68	6 1	4 8	5 2	782	65
FY'10	65	76	51	49	45	46	56	51	63	4 3	6 0	5 6	661	55
FY'11	76	57	55	58	59	55	53	40	56	3 4	5 5	6 0	658	55
FY'12	67	68	61	65	77	65	81	68	67	7 5	6 7	6 3	824	69
FY'13	57	58	68	53	53	51	56	43	56	6 6	5 9	6 3	683	57
FY'14	63	73	70	75	63	64	59	56	62	6 3	7 2	6 7	787	66
FY'15	66	66	66	64	58	55	57	58	48	7 2	6 0	6 7	737	61
FY'16	75	65	71	75	63	79	56	62	49	5 0	5 3	5 9	757	63
FY'17	52	52	61	50	52	47	52	44	50	4 6	4 7	4 9	602	50
FY'18	46	55	49	40	38	48	52	43	52	5 6	4 9	4 9	577	48
FY'19	43	48	48	62	42	44	47	45	47	4	4	4	567	47

										8	8	5		
FY'20	36	41	38	46	39	42	48	48	27	7	5	2	399	33
FY'21	21	18	18	20	7	22	19						125	18
Ann Klein Forensic Center													ANNUAL	Average
	July	Aug.	Sept.	Oct.	Nov.	Dec.	Jan.	Feb.	Mar.	Apr.	May	June	TOTAL	
FY'02	52	56	38	49	49	39	55	55	44	59	60	42	598	50
FY'03	52	47	55	57	47	44	55	43	49	46	59	59	613	51
FY'04	55	50	54	57	41	51	50	46	59	55	53	52	623	52
FY'05	58	45	47	52	30	81	45	44	48	41	38	50	579	48
FY'06	47	38	40	44	39	35	47	40	46	36	44	46	502	42
FY'07	35	42	49	41	36	39	49	44	45	41	40	40	501	42
FY'08	39	40	37	41	45	36	35	35	34	33	38	30	443	37
FY'09	48	40	30	39	29	38	30	31	30	35	29	25	404	34
FY'10	28	22	29	28	24	31	33	19	23	36	31	22	326	27
FY'11	22	23	17	27	21	21	25	16	28	23	24	20	267	22
FY'12	21	17	23	25	27	21	26	26	30	16	18	30	280	23
FY'13	28	23	22	20	22	21	21	11	19	22	19	20	248	21
FY'14	21	18	19	19	19	19	16	14	20	22	12	11	218	18
FY'15	22	19	26	22	18	16	14	11	14	19	10	16	207	17
FY'16	15	14	17	12	15	15	15	9	21	17	12	19	181	15
FY'17	16	22	11	12	16	17	14	14	15	14	12	21	184	15
FY'18	15	18	14	16	16	12	15	16	13	17	15	15	182	15
FY'19	19	15	12	18	10	13	19	16	16	16	13	17	184	15

FY'20	20	14	11	11	12	15	9	16	10	1	7	1	142	12
FY'21	13	15	14	14	4	8	16						84	12
Hagedorn													AN NU AL	Ave rag e
	Jul y	Au g.	Se pt.	O ct.	No v.	De c.	Ja n.	Fe b.	M ar .	A pr .	M ay	Ju n e	TOT AL	
FY'02	45	46	45	37	39	32	38	45	42	3	5	2	485	40
FY'03	47	55	39	41	32	37	33	30	42	4	3	3	473	39
FY'04	41	38	43	37	29	33	50	44	45	4	4	4	493	41
FY'05	60	54	47	40	40	35	37	29	50	4	2	4	507	42
FY'06	43	42	35	46	48	43	39	33	38	3	3	4	475	40
FY'07	51	52	40	36	38	32	40	32	33	3	4	3	469	39
FY'08	31	33	36	47	42	32	41	38	37	3	5	3	459	38
FY'09	43	44	43	33	47	32	33	25	31	2	4	3	442	37
FY'10	41	33	32	30	36	30	37	21	26	2	1	2	357	30
FY'11	23	17	19	16	13	10	17	16	14	1	1	1	194	16
FY'12	18	13	16	1	0	0	0	0	0	0	0	0	48	4
Total Four Adult State Psychiatric Hospitals (AKFC Excluded)*													AN NU AL	Ave rag e
	Jul y	Au g.	Se pt.	O ct.	No v.	De c.	Ja n.	Fe b.	M ar .	A pr .	M ay	Ju n e	TOT AL	
FY'02	27 8	30 2	25 1	27 8	23 2	19 7	24 7	21 8	26 7	2 9	2 7	2 4	3,08 2	257
FY'03	28 7	31 2	26 9	25 0	27 0	22 5	25 2	21 6	27 9	2 5	2 7	2 6	3,15 4	263
FY'04	28 7	26 4	27 1	28 7	23 9	24 5	25 7	25 3	30 0	2 7	2 6	2 3	3,18 0	265
FY'05	29	27	26	24	24	22	24	22	25	2	2	2	3,02	252

	0	3	3	8	8	3	9	8	3	6	3	5	9	
										5	3	6		
FY'06	26 9	26 7	25 1	23 8	20 1	23 8	25 1	20 9	27 2	2 0	2 8	2 5	2,93 8	245
FY'07	30 3	29 1	22 5	23 6	20 0	20 9	25 5	19 4	23 9	2 0	2 4	2 1	2,81 1	234
FY'08	24 7	24 4	22 9	27 9	23 1	20 7	23 3	24 1	19 9	2 0	2 2	2 2	2,76 3	230
FY'09	25 4	21 2	19 9	17 0	15 8	16 0	19 9	15 4	19 3	1 6	1 9	1 6	2,22 3	185
FY'10	18 9	19 5	16 8	17 5	17 1	17 4	18 8	14 4	17 8	1 5	1 7	1 6	2,07 0	173
FY'11	21 7	17 2	18 9	17 9	15 7	14 7	17 5	14 6	17 9	1 6	1 5	1 7	2,06 4	172
FY'12	18 8	18 1	18 8	19 5	18 3	18 9	19 2	18 6	18 9	1 9	1 8	1 8	2,24 7	187
FY'13	15 9	16 4	16 0	14 3	13 8	15 3	15 2	14 1	15 6	1 8	1 7	1 7	1,89 3	158
FY'14	17 6	18 3	16 5	18 3	15 8	15 7	16 2	17 1	16 7	1 8	1 8	1 7	2,06 6	172
FY'15	19 0	17 1	17 6	17 0	14 5	16 0	16 8	14 1	16 1	1 7	1 6	1 8	2,01 4	168
FY'16	20 0	16 6	16 5	17 3	16 0	18 4	14 5	15 0	12 4	1 3	1 3	1 5	1,88 4	157
FY'17	12 8	14 7	13 1	10 5	12 3	12 8	12 2	11 0	12 8	9 9	1 3	1 2	1,48 6	124
FY'18	11 2	14 1	11 1	11 3	11 2	12 4	11 1	10 4	10 0	1 1	1 1	1 1	1,36 5	114
FY'19	11 0	11 5	95	11 5	70	71	72	87	80	8 5	9 1	8 4	1,07 5	90
FY'20	91	88	85	10 0	86	78	10 3	91	59	1 1	2 1	5 2	865	72
FY'21	48	46	53	54	30	52	52						335	48
Total Five Adult State Psychiatric													AN	Ave

Hospitals*													NU AL	rag e
	Jul y	Au g.	Se pt.	O ct.	No v.	De c.	Ja n.	Fe b.	M ar .	A pr .	M ay	Ju n e	TOT AL	
FY'02	33 0	35 8	28 9	32 7	28 1	23 6	30 2	27 3	31 1	3 5 2	3 3 5	2 8 6	3,68 0	307
FY'03	33 9	35 9	32 4	30 7	31 7	26 9	30 7	25 9	32 8	2 9 6	3 3 5	3 2 7	3,76 7	314
FY'04	34 2	31 4	32 5	34 4	28 0	29 6	30 7	29 9	35 9	3 3 3	3 1 7	2 8 7	3,80 3	317
FY'05	34 8	31 8	31 0	30 0	27 8	30 4	29 4	27 2	30 1	3 0 6	2 7 1	3 0 6	3,60 8	301
FY'06	31 6	30 5	29 1	28 2	24 0	27 3	29 8	24 9	31 8	2 3 8	3 2 7	3 0 3	3,44 0	287
FY'07	33 8	33 3	27 4	27 7	23 6	24 8	30 4	23 8	28 4	2 4 8	2 8 1	2 5 1	3,31 2	276
FY'08	28 6	28 4	26 6	32 0	27 6	24 3	26 8	27 6	23 3	2 3 7	2 5 9	2 5 8	3,20 6	267
FY'09	30 2	25 2	22 9	20 9	18 7	19 8	22 9	18 5	22 3	1 9 9	2 2 1	1 9 3	2,62 7	219
FY'10	21 7	21 7	19 7	20 3	19 5	20 5	22 1	16 3	20 1	1 8 6	2 0 4	1 8 7	2,39 6	200
FY'11	23 9	19 5	20 6	20 6	17 8	16 8	20 0	16 2	20 7	1 9 1	1 8 3	1 9 6	2,33 1	194
FY'12	20 9	19 8	21 1	22 0	21 0	21 0	21 8	21 2	21 9	2 0 7	1 9 9	2 1 4	2,52 7	211
FY'13	18 7	18 7	18 2	16 3	16 0	17 4	17 3	15 2	17 5	2 0 3	1 9 4	1 9 1	2,14 1	178
FY'14	19 7	20 1	18 4	20 2	17 7	17 6	17 8	18 5	18 7	2 0 2	2 0 0	1 9 5	2,28 4	190
FY'15	21 2	19 0	20 2	19 2	16 3	17 6	18 2	15 2	17 5	1 9 6	1 7 9	2 0 2	2,22 1	185

FY'16	21 5	18 0	18 2	18 5	17 5	19 9	16 0	15 9	14 5	1 5	1 4	1 7	2,06 5	172
FY'17	14 4	16 9	14 2	11 7	13 9	14 5	13 6	12 4	14 3	1 1	1 5	1 4	1,67 0	139
FY'18	12 7	15 9	12 5	12 9	12 8	13 6	12 6	12 0	11 3	1 3	1 2	1 2	1,54 7	129
FY'19	12 9	13 0	10 7	13 3	80	84	91	10 3	96	1 0	1 0	1 0	1,25 9	105
FY'20	11 1	10 2	96	11 1	98	93	11 2	10 7	69	1 2	2 8	6 8	1,00 7	84
FY'21	61	61	67	68	34	60	68						419	60
	Redirection Impact to Admissions ('95 to '99) = 967													
* Inter-Hospital transfers during Marlboro Redirection not included in this table.														
*Hagedorn Psychiatric Hospital was closed on June 14, 2012. Its admission was closed on October 3, 2011.														
Report has been run on			02/08/21;											
			10:28 am											

State Psychiatric Hospital Monthly CENSUS*													
January 2021 Report													
Greystone Park													ANNUAL
	July	Aug	Sep	Oct	No	Dec	Jan.	Feb	Ma	Apr	Ma	Jun	AVERA
			t.	.	v.	.		.	r.	.	y	e	GE
FY'02	541	554	563	556	562	566	569	560	553	545	551	541	555
FY'03	546	549	557	559	559	549	561	559	561	547	552	554	554
FY'04	552	552	545	539	544	551	552	553	556	564	559	558	552
FY'05	569	567	561	562	561	563	565	568	570	576	562	563	566
FY'06	576	574	571	578	577	579	577	587	586	592	609	596	584
FY'07	584	587	585	572	579	581	593	597	600	599	559	557	583
FY'08	523	503	484	474	467	458	459	465	465	468	470	472	476
FY'09	472	467	481	475	471	465	472	452	455	442	464	462	465
FY'10	449	456	463	471	478	483	486	489	480	461	464	448	469
FY'11	478	474	473	476	468	458	462	440	437	456	447	434	459

FY'12	432	422	430	466	460	480	480	493	493	510	516	527	476
FY'13	527	528	528	516	512	523	524	525	526	539	542	537	527
FY'14	545	549	548	552	540	529	532	537	550	548	547	546	544
FY'15	549	546	546	546	548	538	543	548	547	547	544	541	545
FY'16	548	550	546	544	545	545	547	547	542	539	541	545	545
FY'17	543	549	555	552	553	554	561	561	560	559	555	555	555
FY'18	553	551	544	533	518	522	524	518	517	497	495	490	522
FY'19	484	482	478	471	450	431	420	415	399	388	383	374	431
FY'20	371	366	364	358	351	339	348	345	343	339	343	345	351
FY'21	349	352	343	341	342	341	346						345
Trenton													ANNUAL
	July	Aug	Sep	Oct	No	Dec	Jan.	Feb	Ma	Apr	Ma	Jun	AVERAGE
FY'02	476	488	512	492	481	477	483	485	484	490	481	474	485
FY'03	482	493	500	494	510	501	509	500	514	503	520	514	503
FY'04	520	494	495	471	494	477	479	492	499	490	511	504	494
FY'05	504	517	515	514	518	507	523	522	512	518	525	518	516
FY'06	521	509	502	510	503	493	520	510	522	510	521	502	510
FY'07	514	515	485	467	465	466	465	471	467	461	456	460	474
FY'08	458	446	459	471	459	457	478	472	472	469	462	464	464
FY'09	460	464	458	459	450	448	459	450	452	437	442	432	451
FY'10	432	433	412	408	417	409	417	403	394	385	387	377	406
FY'11	385	396	406	405	415	421	444	447	428	432	411	424	418
FY'12	428	435	440	446	442	437	449	446	444	436	435	435	439
FY'13	446	431	448	450	444	446	456	469	443	433	433	432	444
FY'14	426	425	430	431	445	436	430	438	425	422	431	438	431
FY'15	438	434	436	440	437	426	438	438	438	425	427	423	433
FY'16	423	438	435	425	435	438	434	442	433	433	435	435	434
FY'17	433	439	425	392	389	391	391	401	397	384	384	380	401
FY'18	369	377	383	380	391	404	394	385	374	368	355	352	378
FY'19	359	358	359	360	361	365	361	368	365	371	365	365	363
FY'20	372	373	374	380	390	382	383	377	382	370	356	349	374
FY'21	346	347	342	334	325	325	320						334
Ancora													ANNUAL
	July	Aug	Sep	Oct	No	Dec	Jan.	Feb	Ma	Apr	Ma	Jun	AVERAGE
FY'02	717	731	705	720	719	687	706	683	706	748	738	743	717
FY'03	748	751	760	740	775	749	736	739	733	720	723	708	740
FY'04	723	722	736	734	733	726	736	731	737	727	746	751	734
FY'05	759	746	731	728	746	715	720	723	724	727	734	727	732
FY'06	762	757	762	746	736	734	738	715	733	708	746	731	739
FY'07	776	764	762	782	770	758	763	738	755	750	740	742	758
FY'08	747	727	760	761	761	764	739	735	700	690	667	652	725

FY'09	681	656	638	604	591	588	595	600	592	587	572	556	605
FY'10	540	561	550	540	522	502	510	518	517	492	493	482	519
FY'11	478	470	464	469	475	473	479	462	465	446	463	463	467
FY'12	467	474	477	484	488	485	485	492	478	486	498	497	484
FY'13	495	491	502	489	479	481	481	467	469	475	469	449	479
FY'14	445	464	473	482	487	484	481	470	464	460	457	461	469
FY'15	465	460	470	450	459	441	438	429	421	423	424	437	443
FY'16	439	434	429	428	431	443	449	459	425	410	393	395	428
FY'17	404	397	411	410	418	405	409	409	393	396	387	389	402
FY'18	396	401	401	400	398	395	396	402	400	396	411	414	401
FY'19	412	401	407	410	413	417	423	419	404	399	388	394	407
FY'20	374	379	375	368	368	384	390	402	398	387	368	359	379
FY'21	344	321	315	311	304	307	312						316
Ann Klein Forensic Center													ANNUAL
	July	Aug	Sep	Oct	Nov	Dec	Jan.	Feb	Mar.	Apr	May	June	AVERAGE
FY'02	198	199	198	200	195	199	196	198	200	199	197	198	198
FY'03	197	192	190	189	182	186	188	186	190	186	191	195	189
FY'04	195	197	198	199	193	200	197	191	196	199	193	191	196
FY'05	197	192	187	199	194	198	195	199	199	200	198	197	196
FY'06	199	200	199	199	198	200	200	197	195	199	200	196	199
FY'07	200	197	200	199	195	196	196	195	195	199	199	197	197
FY'08	200	198	198	198	199	200	200	199	200	199	198	197	199
FY'09	195	200	199	199	200	199	200	199	200	199	196	199	199
FY'10	200	200	200	200	200	199	199	200	199	196	200	197	199
FY'11	197	197	194	200	200	200	199	198	199	198	200	199	198
FY'12	200	198	197	196	196	197	196	199	199	195	198	197	197
FY'13	197	197	198	199	198	200	199	199	198	200	200	200	199
FY'14	199	199	195	194	194	196	196	195	196	199	198	200	197
FY'15	199	200	200	200	200	200	200	200	200	200	200	200	200
FY'16	199	200	200	200	200	200	200	200	200	199	200	200	200
FY'17	200	200	200	199	200	200	200	199	200	199	193	199	199
FY'18	198	199	200	199	200	198	196	198	194	196	197	196	198
FY'19	198	195	196	193	189	190	193	186	184	192	191	189	191
FY'20	194	191	191	192	187	188	187	187	184	178	175	177	186
FY'21	177	178	173	174	175	165	174						174
Hagedorn													ANNUAL
	July	Aug	Sep	Oct	Nov	Dec	Jan.	Feb	Mar.	Apr	May	June	AVERAGE
FY02	283	289	301	281	276	275	268	266	269	262	267	250	274
FY'03	264	276	276	264	267	265	259	267	260	266	273	279	268
FY'04	291	289	290	294	283	274	278	289	284	284	287	291	286
FY'05	300	305	311	309	301	293	280	272	284	292	276	288	293
FY'06	297	285	283	297	301	301	287	290	282	285	281	280	289

FY'07	299	296	298	298	302	300	307	306	291	303	304	299	300
FY'08	295	302	297	283	280	269	273	285	286	276	293	291	286
FY'09	303	293	303	291	301	285	284	275	276	272	266	274	285
FY'10	285	282	278	279	285	271	286	281	271	273	266	269	277
FY'11	267	260	258	256	247	246	240	242	237	235	232	233	246
FY'12	232	224	210	193	177	167	139	110	87	62	18	0	135
Total Four Adult State Psychiatric Hospitals (AKFC Excluded)*													ANNUAL
	July	Aug	Sep	Oct	Nov	Dec	Jan.	Feb	Mar.	Apr	May	June	AVERAGE
FY'02	2017	2062	2081	2049	2038	2005	2026	1994	2012	2045	2037	2008	2,031
FY'03	2040	2069	2093	2057	2111	2064	2065	2065	2068	2036	2068	2055	2,066
FY'04	2086	2057	2066	2038	2054	2028	2045	2065	2076	2065	2103	2104	2,066
FY'05	2132	2135	2118	2113	2126	2078	2088	2085	2090	2113	2097	2096	2,106
FY'06	2156	2125	2118	2131	2117	2107	2122	2102	2123	2095	2157	2109	2,122
FY'07	2173	2162	2130	2119	2116	2105	2128	2112	2113	2113	2059	2058	2,116
FY'08	2023	1978	2000	1989	1967	1948	1949	1957	1923	1903	1892	1879	1,951
FY'09	1916	1880	1880	1829	1813	1786	1810	1777	1775	1738	1744	1724	1,806
FY'10	1706	1732	1703	1698	1702	1665	1699	1691	1662	1611	1610	1576	1,671
FY'11	1608	1600	1601	1606	1605	1598	1625	1591	1567	1569	1553	1554	1,590
FY'12	1559	1555	1557	1589	1567	1569	1553	1541	1502	1494	1467	1459	1,534
FY'13	1468	1450	1478	1455	1435	1450	1461	1461	1438	1447	1444	1418	1,450
FY'14	1416	1438	1451	1465	1472	1449	1443	1445	1439	1430	1435	1445	1,444
FY'15	1452	1440	1452	1436	1444	1405	1419	1415	1406	1395	1395	1401	1,422
FY'16	1410	1422	1410	1397	1411	1426	1430	1448	1400	1382	1369	1375	1,407
FY'17	1380	1385	1391	1354	1360	1,350	1,361	1371	1350	1339	1,326	1324	1,358
FY'18	1318	1329	1328	1313	1307	1321	1314	1305	1291	1261	1261	1,256	1,300
FY'19	1,2	1,2	1,2	1,2	1,2	1,2	1,2	1,2	1,1	1,1	1,1	1,1	1,202

	55	41	44	41	24	13	04	02	68	58	36	33	
FY'20	1,1 17	1,1 18	1,1 13	1,1 06	1,1 09	1,1 05	1,1 21	1,1 24	1,1 23	1,0 96	1,0 67	1,0 53	1,104
FY'21	1,0 39	1,0 20	1,0 00	986	971	973	978						995
Total Five Adult State Psychiatric Hospitals*													ANNU AL
	July	Aug .	Sep t. .	Oct .	No v. .	Dec .	Jan.	Feb .	Ma r. .	Apr .	Ma y	Jun e	AVERA GE
FY'02	2,2 15	2,2 61	2,2 79	2,2 49	2,2 33	2,2 04	2,2 22	2,1 92	2,2 12	2,2 44	2,2 34	2,2 06	2,229
FY'03	2,2 37	2,2 61	2,2 83	2,2 46	2,2 93	2,2 50	2,2 53	2,2 51	2,2 58	2,2 22	2,2 59	2,2 50	2,255
FY'04	2,2 81	2,2 54	2,2 64	2,2 37	2,2 47	2,2 28	2,2 42	2,2 56	2,2 72	2,2 64	2,2 96	2,2 95	2,261
FY'05	2,3 29	2,3 27	2,3 05	2,3 12	2,3 20	2,2 76	2,2 83	2,2 84	2,2 89	2,3 13	2,2 95	2,2 93	2,302
FY'06	2,3 55	2,3 25	2,3 17	2,3 30	2,3 15	2,3 07	2,3 22	2,2 99	2,3 18	2,2 94	2,3 57	2,3 05	2,320
FY'07	2,3 73	2,3 59	2,3 30	2,3 18	2,3 11	2,3 01	2,3 24	2,3 07	2,3 08	2,3 12	2,2 58	2,2 55	2,313
FY'08	2,2 23	2,1 76	2,1 98	2,1 87	2,1 66	2,1 48	2,1 49	2,1 56	2,1 23	2,1 02	2,0 90	2,0 76	2,150
FY'09	2,1 11	2,0 80	2,0 79	2,0 28	2,0 13	1,9 85	2,0 10	1,9 76	1,9 75	1,9 37	1,9 40	1,9 23	2,005
FY'10	1,9 06	1,9 32	1,9 03	1,8 98	1,9 02	1,8 64	1,8 98	1,8 91	1,8 61	1,8 07	1,8 10	1,7 73	1,870
FY'11	1,8 05	1,7 97	1,7 95	1,8 06	1,8 05	1,7 98	1,8 24	1,7 89	1,7 66	1,7 67	1,7 53	1,7 53	1,788
FY'12	1,7 59	1,7 53	1,7 54	1,7 85	1,7 63	1,7 66	1,7 49	1,7 40	1,7 01	1,6 89	1,6 65	1,6 56	1,732
FY'13	1,6 65	1,6 47	1,6 76	1,6 54	1,6 33	1,6 50	1,6 60	1,6 60	1,6 36	1,6 47	1,6 44	1,6 18	1,649
FY'15	1,6 51	1,6 40	1,6 52	1,6 36	1,6 44	1,6 05	1,6 19	1,6 15	1,6 06	1,5 95	1,5 95	1,6 01	1,622
FY'16	1,6 09	1,6 22	1,6 10	1,5 97	1,6 11	1,6 26	1,6 30	1,6 48	1,6 00	1,5 81	1,5 69	1,5 75	1,607
FY'17	1,5 80	1,5 85	1,5 91	1,5 53	1,5 60	1,5 50	1,5 61	1,5 70	1,5 50	1,5 38	1,5 19	1,5 23	1,557
FY'18	1,5 16	1,5 28	1,5 28	1,5 12	1,5 07	1,5 19	1,5 10	1,5 03	1,4 85	1,4 57	1,4 58	1,4 52	1,498
FY'19	1,4 53	1,4 36	1,4 40	1,4 34	1,4 13	1,4 03	1,3 97	1,3 88	1,3 52	1,3 50	1,3 27	1,3 22	1,393
FY'20	1,3 11	1,3 09	1,3 04	1,2 98	1,2 96	1,2 93	1,3 08	1,3 11	1,3 07	1,2 74	1,2 42	1,2 30	1,290
FY'21	1,2	1,1	1,1	1,1	1,1	1,1	1,1						1,169

	16	98	73	60	46	38	52							
* Inter-Hospital transfers during Marlboro Redirection not included in this table.														
Report has been run on			02/08/21; 10:06 am											

State Psychiatric Hospital Monthly Discharges*														
January 2021 Report														
Greystone Park													ANNUAL	ANNUAL
	Jul y	Au g.	Sep t.	Oc t.	No v.	De c.	Ja n.	Fe b.	Ma r.	Ap r.	Ma y	Jun e	TOTAL	AVERA GE
FY'02	28	16	22	39	19	17	27	25	33	29	26	33	314	26
FY'03	24	17	20	25	27	24	18	23	23	37	30	23	291	24
FY'04	29	27	38	36	23	23	26	28	26	26	28	29	339	28
FY'05	22	34	27	26	22	28	29	26	31	28	36	33	342	29
FY'06	18	35	33	27	28	31	35	24	33	27	22	51	364	30
FY'07	32	26	32	32	23	28	25	27	27	34	63	22	371	31
FY'08	63	42	34	34	29	27	25	25	22	23	18	24	366	31
FY'09	22	30	16	28	28	30	25	38	29	34	18	31	329	27
FY'10	44	31	27	30	29	33	32	22	38	40	27	50	403	34
FY'11	31	38	44	40	42	33	33	49	47	36	53	46	492	41
FY'12	46	47	38	33	47	42	39	52	56	38	52	42	532	44
FY'13	39	45	35	48	42	33	34	35	49	42	52	60	514	43
FY'14	50	45	45	44	49	50	48	49	42	52	50	50	574	48
FY'15	50	45	44	40	38	54	47	35	59	54	52	57	575	48
FY'16	46	40	38	48	49	48	35	37	37	38	38	34	488	41
FY'17	39	35	32	29	35	34	23	27	45	28	46	37	410	34
FY'18	41	45	29	49	48	33	32	38	35	55	42	44	491	41
FY'19	49	45	29	33	27	26	19	20	24	22	19	25	338	28
FY'20	26	24	21	24	27	29	18	18	13	7	7	17	231	19
FY'21	10	11	27	20	12	18	13						111	16
Trenton													ANNUAL	ANNUAL
	Jul y	Au g.	Sep t.	Oc t.	No v.	De c.	Ja n.	Fe b.	Ma r.	Ap r.	Ma y	Jun e	TOTAL	AVERA GE
FY'02	72	92	70	114	89	77	82	73	96	95	98	81	1039	87
FY'03	96	104	89	98	71	93	85	93	93	103	79	104	1108	92
FY'04	97	110	88	117	72	95	88	82	106	99	78	77	1109	92
FY'05	87	83	105	85	77	80	67	73	89	76	67	78	967	81

FY'06	64	84	71	61	67	79	50	79	77	64	55	86	837	70
FY'07	56	87	78	71	52	44	60	45	58	57	67	54	729	61
FY'08	57	80	43	59	71	59	53	74	61	64	77	72	770	64
FY'09	67	67	58	59	49	43	44	55	65	65	57	56	685	57
FY'10	50	53	64	60	43	67	49	56	70	65	55	62	694	58
FY'11	51	54	61	64	44	50	44	51	78	54	70	54	675	56
FY'12	47	58	58	54	61	68	60	59	62	63	56	70	716	60
FY'13	52	74	39	52	51	54	49	49	77	68	62	51	678	57
FY'14	63	61	47	57	46	61	58	53	62	70	56	53	687	57
FY'15	69	69	66	64	48	72	47	43	55	64	58	69	724	60
FY'16	71	44	63	62	36	54	54	43	51	48	37	55	618	52
FY'17	39	51	46	62	38	42	40	28	40	38	49	45	518	43
FY'18	37	34	36	40	30	26	36	37	24	27	37	27	391	33
FY'19	17	25	21	25	21	17	20	21	27	21	35	23	273	23
FY'20	25	27	27	30	17	27	27	32	17	13	20	19	281	23
FY'21	19	12	22	24	20	13	20						130	19
Ancora													ANNUAL	ANNUAL
	Jul	Aug.	Sep	Oct.	Nov.	Dec.	Jan.	Feb.	Mar.	Apr.	May	June	TOTAL	AVERAGE
FY'02	112	119	116	89	96	85	102	78	86	82	119	88	1172	98
FY'03	96	124	117	109	103	95	106	74	109	114	92	114	1253	104
FY'04	99	104	103	112	99	113	104	82	92	89	82	98	1177	98
FY'05	109	106	106	94	95	104	99	89	102	93	107	97	1201	100
FY'06	86	126	109	98	93	95	98	90	94	100	100	101	1190	99
FY'07	98	119	117	113	129	103	115	84	115	89	113	86	1281	107
FY'08	94	117	101	136	120	91	121	114	119	107	96	103	1319	110
FY'09	90	106	84	94	52	63	71	50	76	65	62	69	882	74
FY'10	82	58	62	59	63	68	50	41	64	70	59	65	741	62
FY'11	79	62	60	53	54	59	46	57	53	52	40	59	674	56
FY'12	63	61	57	60	73	67	80	61	80	66	57	65	790	66
FY'13	58	61	57	65	64	48	58	57	54	60	65	82	729	61
FY'14	68	53	62	66	57	67	62	68	68	67	75	63	776	65
FY'15	62	71	57	85	49	73	60	67	57	69	59	54	763	64
FY'16	73	70	76	76	60	66	51	52	82	65	71	57	799	67
FY'17	43	59	47	51	43	60	48	44	66	43	55	48	607	51
FY'18	39	50	49	41	40	51	51	37	54	60	34	46	552	46
FY'19	45	59	42	58	39	41	41	49	62	53	58	38	585	49

FY'20	57	36	42	53	39	26	42	36	31	18	24	31	435	36
FY'21	36	41	24	24	14	19	14						172	25
Ann Klein Forensic Center													ANNUAL	ANNUAL
	July	Aug.	Sep t.	Oc t.	No v.	De c.	Ja n.	Fe b.	Ma r.	Ap r.	Ma y	Jun e	TOTAL	AVERAGE
FY'02	50	55	39	47	55	34	58	54	41	60	62	41	596	50
FY'03	53	52	57	58	54	40	53	45	45	50	54	55	616	51
FY'04	55	48	53	56	47	44	52	52	53	52	59	54	625	52
FY'05	53	51	52	40	35	82	48	40	48	40	40	51	580	48
FY'06	45	37	41	44	40	33	47	43	48	32	43	50	503	42
FY'07	31	45	46	42	40	38	49	45	45	36	40	42	499	42
FY'08	36	42	37	41	44	35	35	36	33	34	38	31	442	37
FY'09	50	35	31	39	28	39	29	32	29	36	32	23	403	34
FY'10	27	22	29	28	24	32	33	18	24	39	27	25	328	27
FY'11	22	23	20	21	21	21	26	17	27	24	22	21	265	22
FY'12	20	19	24	26	28	20	27	23	30	20	15	31	283	24
FY'13	28	23	21	19	23	19	22	11	20	20	19	20	245	20
FY'14	22	18	23	20	19	17	16	15	19	19	13	17	218	18
FY'15	23	18	26	22	18	16	14	11	14	19	10	16	207	17
FY'16	16	13	17	12	15	15	15	9	21	18	11	19	181	15
FY'17	16	22	11	13	15	17	14	15	14	15	18	15	185	15
FY'18	16	17	13	17	15	14	17	14	17	15	14	16	185	15
FY'19	17	18	11	21	14	12	16	23	18	8	14	19	191	16
FY'20	15	17	11	10	17	14	10	16	13	7	10	14	154	13
FY'21	13	14	19	13	3	18	7						87	12
Hagedorn													ANNUAL	ANNUAL
	July	Aug.	Sep t.	Oc t.	No v.	De c.	Ja n.	Fe b.	Ma r.	Ap r.	Ma y	Jun e	TOTAL	AVERAGE
FY02	45	42	38	58	44	34	46	46	34	44	43	49	523	44
FY'03	34	45	37	53	32	41	37	21	44	35	33	30	442	37
FY'04	32	40	41	34	35	43	44	37	48	47	36	40	477	40
FY'05	56	50	39	38	44	45	48	45	38	36	38	33	510	43
FY'06	32	49	39	37	46	45	46	32	47	36	38	40	487	41
FY'07	33	51	36	33	36	34	35	35	50	26	40	38	447	37
FY'08	35	28	45	56	45	43	41	26	36	41	35	41	472	39
FY'09	31	54	32	44	36	49	30	34	29	33	51	30	453	38
FY'10	30	38	34	29	31	44	21	27	35	22	26	25	362	30
FY'11	25	24	21	18	22	11	22	14	20	18	17	18	230	19
FY'12	19	21	30	18	16	10	28	29	23	25	44	18	281	23
Total Four Adult State Psychiatric Hospitals (AKFC)													ANNUAL	ANNUAL

Excluded)*														
	Jul y	Au g.	Sep t.	Oc t.	No v.	De c.	Ja n.	Fe b.	Ma r.	Ap r.	Ma y	Jun e	TOTAL	AVERA GE
FY'02	25 7	26 9	246	30 0	24 8	21 3	25 7	22 2	24 9	25 0	28 6	25 1	3048	254
FY'03	25 0	29 0	263	28 5	23 3	25 3	24 6	21 1	26 9	28 9	23 4	27 1	3094	258
FY'04	25 7	28 1	270	29 9	22 9	27 4	26 2	22 9	27 2	26 1	22 4	24 4	3102	259
FY'05	27 4	27 3	277	24 3	23 8	25 7	24 3	23 3	26 0	23 3	24 8	24 1	3020	252
FY'06	20 0	29 4	252	22 3	23 4	25 0	22 9	22 5	25 1	22 7	21 5	27 8	2878	240
FY'07	21 9	28 3	263	24 9	24 0	20 9	23 5	19 1	25 0	20 6	28 3	20 0	2828	236
FY'08	24 9	26 7	223	28 5	26 5	22 0	24 0	23 9	23 8	23 5	22 6	24 0	2927	244
FY'09	21 0	25 7	190	22 5	16 5	18 5	17 0	17 7	19 9	19 7	18 8	18 6	2349	196
FY'10	20 6	18 0	187	17 8	16 6	21 2	15 2	14 6	20 7	19 7	16 7	20 2	2200	183
FY'11	18 6	17 8	186	17 5	16 2	15 3	14 5	17 1	19 8	16 0	18 0	17 7	2071	173
FY'12	17 5	18 7	183	16 5	19 7	18 7	20 7	20 1	22 1	19 2	20 9	19 5	2319	193
FY'13	14 9	18 0	131	16 5	15 7	13 5	14 1	14 1	18 0	17 0	17 9	19 3	1921	160
FY'14	18 1	15 9	154	16 7	15 2	17 8	16 8	17 0	17 2	18 9	18 1	16 6	2037	170
FY'15	18 1	18 5	167	18 9	13 5	19 9	15 4	14 5	17 1	18 7	16 9	18 0	2062	172
FY'16	19 0	15 4	177	18 6	14 5	16 8	14 0	13 2	17 0	15 1	14 6	14 6	1905	159
FY'17	12 1	14 5	125	14 2	11 6	13 6	11 1	99	15 1	10 9	15 0	13 0	1,535	128
FY'18	11 7	12 9	114	13 0	11 8	11 0	11 9	11 2	11 3	14 2	11 3	11 7	1,434	120
FY'19	11 1	12 9	92	11 6	87	84	80	90	11 3	96	11 2	86	1,196	100
FY'20	10 8	87	90	10 7	83	82	87	86	61	38	51	67	947	79
FY'21	65	64	73	68	46	50	47						413	59
Total Five Adult State Psychiatric Hospitals*													ANNU AL	ANNU AL
	Jul	Au	Sep	Oc	No	De	Ja	Fe	Ma	Ap	Ma	Jun	TOTAL	AVERA

	y	g.	t.	t.	v.	c.	n.	b.	r.	r.	y	e		GE
FY'02	30 7	32 4	285	34 7	30 3	24 7	31 5	27 6	29 0	31 0	34 8	29 2	3644	304
FY'03	30 3	34 2	320	34 3	28 7	29 3	29 9	25 6	31 4	33 9	28 8	32 6	3710	309
FY'04	31 2	32 9	323	35 5	27 6	31 8	31 4	28 1	32 5	31 3	28 3	29 8	3727	311
FY'05	32 7	32 4	329	28 3	27 3	33 9	29 1	27 3	30 8	27 3	28 8	29 2	3600	300
FY'06	24 5	33 1	293	26 7	27 4	28 3	27 6	26 8	29 9	25 9	25 8	32 8	3381	282
FY'07	25 0	32 8	309	29 1	28 0	24 7	28 4	23 6	29 5	24 2	32 3	24 2	3327	277
FY'08	28 5	30 9	260	32 6	30 9	25 5	27 5	27 5	27 1	26 9	26 4	27 1	3369	281
FY'09	26 0	29 2	221	26 4	19 3	22 4	19 9	20 9	22 8	23 3	22 0	20 9	2752	229
FY'10	23 3	20 2	216	20 6	19 0	24 4	18 5	16 4	23 1	23 6	19 4	22 7	2528	211
FY'11	20 8	20 1	206	19 6	18 3	17 4	17 1	18 8	22 5	18 4	20 2	19 8	2336	195
FY'12	19 5	20 6	207	19 1	22 5	20 7	23 4	22 4	25 1	21 2	22 4	22 6	2602	217
FY'13	17 7	20 3	152	18 4	18 0	15 4	16 3	15 2	20 0	19 0	19 8	21 3	2166	181
FY'14	20 3	17 7	177	18 7	17 1	19 5	18 4	18 5	19 1	20 8	19 4	18 3	2255	188
FY'15	20 4	20 3	193	21 1	15 3	21 5	16 8	15 6	18 5	20 6	17 9	19 6	2269	189
FY'16	20 6	16 7	194	19 8	16 0	18 3	15 5	14 1	19 1	16 9	15 7	16 5	2086	174
FY'17	13 7	16 7	136	15 5	13 1	15 3	12 5	11 4	16 5	12 4	16 8	14 5	1720	143
FY'18	13 3	14 6	127	14 7	13 3	12 4	13 6	12 6	13 0	15 7	12 7	13 3	1619	135
FY'19	12 8	14 7	103	13 7	10 1	96	96	11 3	13 1	10 4	12 6	10 5	1387	116
FY'20	12 3	10 4	101	11 7	10 0	96	97	10 2	74	45	61	81	1101	92
FY'21	78	78	92	81	49	68	54						500	71
	Redirection Impact to Admissions ('95 to '99) = 967													
* Inter-Hospital transfers during Marlboro Redirection not included in this table.														

*Hagedorn Psychiatric Hospital was closed on June 14, 2012.																									
Report has been run on			02/08/21; 10:36 am																						
			12/06/19; 9:23 am																						
			12/06/19; 10:52 am																						

ATTACHMENT 2

County Division of Mental Health & Addiction Staff Report

Mental Health & Addictions Updates

February Notes

- “Hope One Van” will be escorted by the County of Passaic Sheriff’s department. Scheduled dates and locations will be available shortly in February.
- DMHAS announced the eligibility of Behavioral Health employees to receive the Covid-19 vaccine.

- DMHAS announced the planning of 988 Suicide Prevention emergency hotline.
- Vaccination sites will have a Disaster Response Crisis Counselor to assist with any emotional distresses.
- NJ State still has the Hope and Healing free emotional support hotline.
- Resolutions on renewing Mental Health RFP's and grants for CY 2021 were passed.
- State Addictions Grant Application for FY2021 is pending approval.
- Mental Health and Addiction Services Director will share information when available on the Prosecutor's Office Mental Health Force task start date.

ATTACHMENT 3

Program Analyst Monthly Notes

February 2021

1. DMHAS welcomes Sarianne Gruber to the Office of Planning, Research, Evaluation, Prevention, and Olmstead. Sarianne will be joining us as the Project Director for our Covid-19 Emergency Mental Health and Substance Use Disorder Grant. She brings many years of experience in healthcare research and performance analytics to drive a more patient-centric and cost-sensitive healthcare system.
2. Statewide COVID Vaccine Call Center 855-568-0545 is now live. The call center is staffed daily 8am-8pm to assist in scheduling vaccine appointments and pre-registration on the state site.
3. The New Jersey Department of Health is hosting virtual town halls to address facts, fears, and myths regarding the COVID-19 vaccines for New Jersey's Black, Caribbean and Latinx communities.
February 11 at 7:00 pm - Black and Caribbean Communities <https://bit.ly/3oqVXw2>
February 15 at 7:00 pm - Latinx Communities – <https://bit.ly/3tidR7x>

4. **CSS**-DocuSign is permissible for electronic signature.
5. **CSIS**-A check box was added to ask if the consumer has a rental subsidy.

6. **UIR Procedure**

- Send all Incident Reports to: dmhas.incidentrept@dhs.nj.gov
- Incident Reporting Forms: <http://www.state.nj.us/humanservices/dmhas/forms/#11>

7. **Governor Murphy Announces Extension of Affordable Care Act Enrollment Period for Uninsured In New Jersey In Response to COVID-19 Pandemic**

New Jersey Joins Biden Administration in Effort to Assist Residents Through Special Enrollment Period

TRENTON – Following the Biden Administration’s health care action, Governor Phil Murphy announced the State is extending the health insurance enrollment period for uninsured residents to sign up for coverage through Get Covered New Jersey, the state’s official health insurance marketplace, in response to the coronavirus pandemic. The state of New Jersey transitioned from using the federally-facilitated marketplace, healthcare.gov, to its own marketplace last year, GetCovered.NJ.gov. The first Open Enrollment Period started November 1, 2020 and ends on January 31, 2021. New Jersey will extend the window for eligible uninsured residents to enroll in a health insurance plan through the marketplace or directly from carriers through a COVID-19 Special Enrollment Period through May 15, 2021.

The coverage effective dates will be as follows:

- Enroll by February 28, coverage effective March 1;
- Enroll by March 31, coverage effective April 1;
- Enroll by April 30, coverage effective May 1;
- Enroll by May 15, coverage effective June 1.

Residents shopping for health insurance through GetCovered.NJ.gov have access to a new state subsidy — called New Jersey Health Plan Savings – on top of premium tax credits and cost-sharing reductions available to lower the cost of their health insurance.

All plans available through Get Covered New Jersey meet the stringent standards of the Affordable Care Act and offer free preventive care, free telehealth during the COVID-19 public health emergency and for 90 days thereafter, and coverage for emergency services, mental health and substance use services, and more. All plans available through Get Covered New Jersey are also required to cover COVID-19 diagnostic testing and COVID-19 vaccinations without out-of-pocket costs.

After January 31st, New Jerseyans can make updates to health plans or enroll in a new health plan for other reasons, including birth or adoption of a child and pregnancy. More information on

Special Enrollment Periods will be available on GetCovered.NJ.gov, where residents can also shop and compare plans and see if they qualify for financial help.

The deadline for New Jersey’s COVID-19 Special Enrollment Period aligns with the enrollment window opened by the federal government under the Biden Administration in response to the COVID-19 pandemic.

All New Jerseyans seeking health insurance are encouraged to sign up by January 31 in order to have coverage in effect on February 1, providing the maximum benefit of health coverage for 2021. To get free help choosing a plan from a trained, certified assister, go to [Find Local Assistance](#) on the Get Covered New Jersey website.

- 8. The National Lifeline Program and the 9-8-8 rollout:** The National Suicide Prevention Lifeline is a national network of local crisis centers that provides free and confidential emotional support to people in suicidal crisis or emotional distress 24 hours a day, 7 days a week. We're committed to improving crisis services and advancing suicide prevention by empowering individuals, advancing professional best practices, and building awareness.

The National Suicide Hotline Designation Act is now law. 9-8-8, the new three-digit number for the National Suicide Prevention Lifeline, is to be completed by July 2022. A national three-digit phone number will improve access to vital crisis services, improve the efficacy of suicide prevention efforts, reduce the stigma about mental health and getting help. Most importantly, 988 will help to save lives, every day.

For now, 1-800-273-TALK (8255) is the phone number for callers to connect to Lifeline services (nationwide). 988 is NOT CURRENTLY ACTIVE and should not be promoted until the national Lifeline program has completed the rollout in the summer of 2022.

The 5 Lifeline Centers in NJ are listed below.

Organization	Website	Counties
CONTACT of Burlington	www.contactburlco.org	Burlington
Contact of Mercer	www.contactofmercer.org	Mercer, Ocean. Back up Monmouth

Caring Contact	http://caringcontact.org/	Union, Essex, Morris, Middlesex, Somerset; Back up statewide
MHANJ	www.njmentalhealthcares.org	Atlantic, Cape May, Cumberland, Hudson, Hunterdon, Ocean, Sussex, Warren
Rutgers - UBHC	www.ubhc.rutgers.edu	Atlantic, Bergen, Camden, Cape May, Cumberland, Gloucester, Hudson, Hunterdon, Passaic, Salem, Sussex, Warren. Back up for other Counties.

9. Hope and Healing Helpline

https://www.state.nj.us/humanservices/dmhas/information/provider/Provider_Meetings/2020/HH.pdf

The **HEAL NJ Healthcare Workers COVID Hope & Healing Helpline** can be reached at 1-833-416-8773. It offers live support for doctors, nurses, hospital staff and all other health care personnel by trained crisis counselors and health care peers from 8 a.m. to 8 p.m. daily, with emergency support available 24/7. The helpline can also provide connection to other resources, including telehealth crisis counseling, virtual support groups, and wellness webinars. To learn more and register for online webinars and support groups, please visit www.healhealthcareworkers.com.

The **RISE: NJ First Responders COVID Hope & Healing Helpline** for law enforcement officers, firefighters, EMS professionals and others can be reached at 1-833-237-4325. It offers live support from specialists and peers daily from 8 a.m. to 8 p.m., with emergency support available 24/7. Available support also includes crisis counseling, virtual support groups, and resiliency and wellness webinars. To learn more about RISE and register for online support groups and webinars, please visit www.risefirstresponders.com.

10. VIRTUAL MENTAL HEALTH AWARENESS TRAINING

With the stress and uncertainty in the world right now learn how you can identify the emotional needs and assist those in your community, family, or organization. QPR (Question, Persuade, Refer) Suicide

Prevention training and Pandemic Fatigue & Strategies for Resiliency COVID-19 Strategies will be offered virtually at no cost. Please register in advance through the link below each date.

- **Pandemic Fatigue and Strategies for Resiliency (2 Hours)**
February 8th @ 10:00 AM
<https://us02web.zoom.us/meeting/register/tZEvd-uspz4qE9eaakqHqg3vF4P1bnOc9--2>
- **Question, Persuade, Refer (2 Hours)**
February 10th @ 4:00 PM
<https://us02web.zoom.us/meeting/register/tZwrf-yprTMtG9wflmMQw9JIm91LmLfAAqQK>
- **Question, Persuade, Refer (2 Hours)**
February 16th @ 10:00 AM
<https://us02web.zoom.us/meeting/register/tZEvd-2opjkqEtNIByVB6tusOZB3iJ-F-k7a>
- **Pandemic Fatigue and Strategies for Resiliency (2 Hours)**
February 17th @ 4:00 PM
<https://us02web.zoom.us/meeting/register/tZIoF-qrqDguHNlps-oVdcULYUrLgVsXzpXY>
- **Question, Persuade, Refer (2 Hours)**
February 23rd @ 1:00 PM
<https://us02web.zoom.us/meeting/register/tZcsf-CppjovGtzdr0-NIsjycA4WjV9JiQLG>
- **Pandemic Fatigue and Strategies for Resiliency (2 Hours)**
February 26th @ 1:00 PM
https://us02web.zoom.us/meeting/register/tZIkcuCrqTMiGNO5PAiN1F1EOZ2-wD1Wwq_i